



# 推拉自锁系列

PUSH-PULL SELF-LOCKING SERIES



深圳市正成电气有限公司是一家专业专注工业连接技术的公司，国家高新技术企业。公司成立于2009年深圳，公司的产品涉及欧标连接器，美标连接器，防水连接器，射频连接器，成品线束及OEM/ODM业务，为客户全面提供专业的连接解决方案。

Shenzhen CAZN Electrics Co., LTD is a national high-tech enterprise specializing in industrial connection technology. Founded in shenzhen in 2009, the company's products are related to European standard connector, American standard connector, waterproof connector, RF connector, finished wire harness and OEM/ODM business, to provide customers with a comprehensive professional connection solutions.



经过多年的发展，优良的产品，丰富的产品线及极高的性价比越来越受广大客户欢迎。在无人驾驶，工业4.0的大环境下，正成产品广泛应用于风能发电，高铁，汽车制造，智能交通，智能制造等等，逐步成为国内工业连接器中坚力量。公司内部通过ISO9001体系认证及实行6S管理方针，有效地保障产品质量。

公司销售网络逐步健全，在国内主要城市都将设立办事处及世界各地建立更多的合作伙伴。“专业专注做好每一个产品”的理念，“至高品质，至诚服务”的宗旨真诚地为广大客户服务。

After years of development, because of excellent products, rich product lines and high cost performance, our company is more and more popular with the majority of customers. In the environment of unmanned driving and industry 4.0, CAZN products are widely used in wind power generation, high-speed rail, automobile manufacturing, intelligent transportation, intelligent manufacturing and so on, and gradually become the backbone of domestic industrial connectors. We have passed the ISO9001 system certification, and the implementation of 6S management policy, effectively ensure the quality of products.

Our company's sales network has been gradually built, and offices will be set up in major cities in China and more partners will be established around the world. We take "professional focus to do a good job in each product" concept, "to the highest quality, sincere service" the purpose of sincere service for customers.



# 产品目录

## DIRECTORY

B系列连接器	4
B SERIES CONNECTOR	
K系列连接器	13
K SERIES CONNECTOR	
T系列连接器	20
T SERIES CONNECTOR	
B、K、T系列 针芯配置表格	25
B, K, T SERIES PINS CONFIGURATION TABLE	
F系列连接器	28
F SERIES CONNECTOR	
W系列连接器	34
W SERIES CONNECTOR	
防尘盖	41
DUST COVER	
尾盖护套	43
BEND RELIEF	

# 咨询服务

## 正成为您提供全方位的服务

CAZN ELECTRICS PROVIDES YOU WITH A FULL RANGE OF SERVICES

我们乐于为您提供一对一的专业咨询。完善的售后体系用专业服务每一个客户。专业的售后团队，24小时专人服务，针对客户反馈的情况，及时有效的进行响应，专门成立文档中心，对每一个客户进行建档管理，实时跟踪您的需求。

We are happy to provide you with one-to-one professional consultation. Perfect after-sales system with professional service to every customer. Professional after-sales team, 24 hours dedicated service, according to the customer feedback, timely and effective response, a special document control center, for each customer file management, real-time tracking your needs.

量身定制的个性化产品，从预装配到工程服务应有尽有。

Customised products, from pre-installation to engineering services.



## 咨询服务

不论客户需要产品选型、解决方案还是售后服务，我们正成电气都以客户为中心，以“至高品质，至诚服务”为宗旨。尽所能最快时效、最优方式处理咨询和服务。

Whether customers need product selection, solutions or after-sales service, we take the customer as the center, to the "highest quality, sincere service" for the purpose. We'll do our best to deal with inquiries and services in the fastest and most efficient way.

## 在线目录选型

在线产品目录提供全面的、最新的信息，涵盖超过2000多种正成电气产品，具有中英文两种语言版本。您可以从在线目录中摸查找到相关产品信息，如技术参数、尺寸图等相关资料。只要轻轻一点就可以下载详细的产品PDF格式规格书文件。

选型网址：[www.caznlink.com](http://www.caznlink.com)

We offer the most comprehensive and up-to-date catalogue online, covering more than 2,000 electronic products, available in Both Chinese and English. You can find related product information, such as technical parameters and size drawings, from the online catalog. You can download detailed product specifications in PDF format with a single click. Website for selection: <http://www.caznlink.com/>



微信公众号：[caznlink](https://www.caznlink.com)  
WECHAT OFFICIAL ACCOUNT: [caznlink](https://www.caznlink.com)

网络时代的到来，特别是移动网络时代的兴起。正成电气与时俱进，与客户一起分享最新前沿技术、公司动态、产品最新资讯。

With the advent of the network era, especially the rise of the mobile network era, CAZN Electric keeps pace with The Times and will share the latest cutting-edge technology, company trends and latest product information with customers.

关注公众号



# 品质管理

## 严格按照ISO9001质量管理体系

STRICTLY IN ACCORDANCE WITH THE ISO9001 QUALITY MANAGEMENT SYSTEM

# 1



### 丰富经验的研发团队

正成电气从连接器的研发、模具制作到生产加工每一个环节都由资深的工程师把关，整个团队都有丰富的连接器及线束加工从业经验。

From connector research and development, mold making to production and processing, each link is controlled by senior engineers, and the whole team has rich experience in connector and wire harness processing.

# 2

### 高品质的生产检测设备

从五金加工、组装、焊接、注塑到检测，都采购先进的生产设备和检测设备，确保生产产品高品质，低不良的要求。

From hardware processing, assembly, welding, injection molding and testing, we purchase advanced production equipment and testing equipment to ensure the production of high quality products, low production defect rate requirements.



# 3



### 高素质的生产人员

随着业务高速增长，企业生产人员快速增长，公司建立完善的岗前培训、在岗深造等培训体系，打造一批高素质的生产人员。

With the rapid growth of business and the rapid growth of production personnel, we have also established a perfect pre-job training, on-the-job further education and other training systems, so as to create a group of high-quality production personnel.

# 应用案例

## 专业专注提供多样的信号、数据、动力传输连接器

PROFESSIONAL FOCUS ON PROVIDING A VARIETY OF SIGNAL、DATA、POWER TRANSMISSION CONNECTORS

### 军工

MILITARY INDUSTRY



能在恶劣环境下应用的CAZN推拉自锁（P系列）连接器具有优秀的密封性、防水和防尘等级。CAZN推拉自锁（P系列）连接器经常应用于雷达、夜视镜、瞄准仪、电台、头盔、对讲机、测速仪和军用加固笔记本等军工应用中

CAZN Push-Pull Self-Locking (P-Series) connectors have excellent sealing, waterproof and dustproof ratings in harsh environments. CAZN Push-Pull Self-Locking (P-Series) connectors are often used in military applications such as radar, night vision goggles, scopes, radios, helmets, walkie-talkies, speedometers and military hardened notebooks.

### 医疗

MEDICAL



医疗领域中连接器的稳定性是至关重要的，首先要保护医疗人员和病人的安全第一去考虑，这会涉及到连接器和线缆线束的电压，抗菌性，是否防水，重复适用性。CAZN不论在性能上还是产品的质量上都不断苛求完美，深受客户信赖！

The stability of connectors in the medical field is of paramount importance, first of all to protect the safety of medical personnel and patients, which involves the voltage of connectors and cable harnesses, antimicrobial properties, whether waterproof, repeatability, CAZN both in terms of performance and product quality are constantly demanding perfection, trusted by customers!

### 测量与检测

MEASUREMENT AND INSPECTION



众所周知，检测与测量领域对产品的精准度要求很高，CAZN作为连接器行业的领先企业，对产品也如此要求。精密精准的设备及配件，可靠的插拔，不同的定位销设计避免误插拔，混装针芯设计可同时传输电源和高、低频信号。我们在十多年来的研发设计中为相关领域的制造商提供无数成功的解决方案。

As we all know, the testing and measurement field requires high precision of products, and CAZN, as a leading company in the connector industry, requires the same for its products. Precision and accurate equipment and accessories, reliable plugging and unplugging, different positioning pin design to avoid misplugging, mixed pin core design can transmit power and high and low frequency signals at the same time. We have provided numerous successful solutions for manufacturers in related fields during more than ten years of R&D and design.

# B系列连接器 B SERIES CONNECTOR

- 1、快速的推拉自锁系统;  
1、 Quick push-pull self-locking system;
- 2、焊接、压接和印制板型接插件针芯;  
2、 Soldering, crimping and printed board type connector pin core;
- 3、直式、90°弯角式;  
3、 Straight type, 90° bend angle type;
- 4、多种定位销选择可避免相似连接器之间的混插;  
4、 A variety of positioning pin options to avoid mixing between similar connectors;
- 5、全方位屏蔽效果, 抗电磁干扰;  
5、 All-round shielding effect, anti-electromagnetic interference;
- 6、定位销系统, G为标准定位销,用于连接器对位。  
6、 Positioning pin system, G is the standard positioning pin, used for connector alignment.

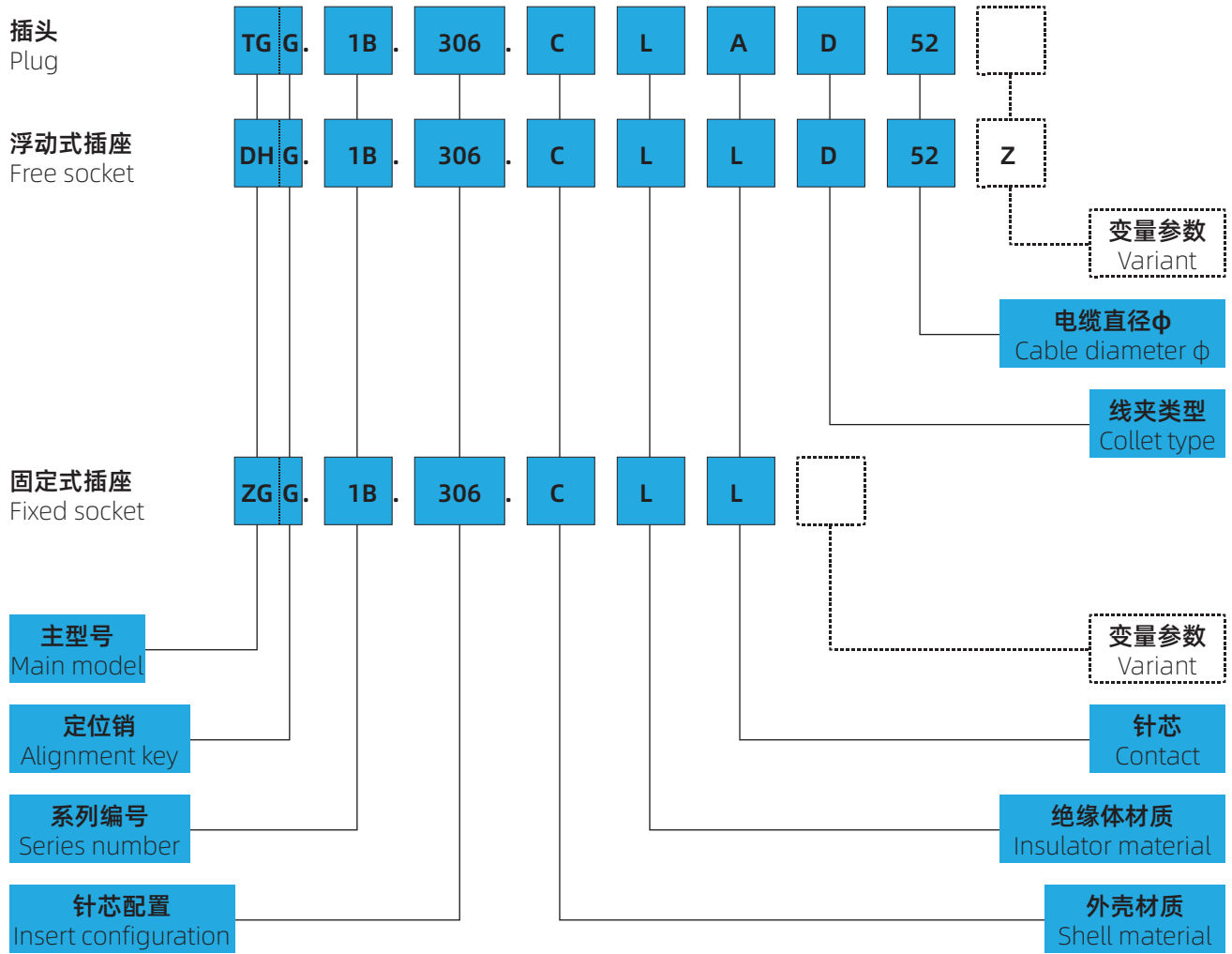


## 产品参数 PRODUCT PARAMETERS

锁紧方式 Coupling	推拉自锁式 Push-pull self-locking	盐雾测试 Salt spray test	> 96 h
工作温度 Operating temperature	-55°C ~ +200°C	抗冲击性能 Impact resistance	100g,6ms
最大潮湿 Maximum humidity	在60 °C/140 °F时最高达到95% Up to 95% at 60 °C/140 °F	机械寿命 Mechanical life	> 1000次(Cycles)
屏蔽性能 Shielding performance	95dB(10MHz) 80dB(1GHz)	防护等级 Protection level	IP50
抗振动性能 Anti-vibration performance	15g[10~2000Hz]		

# B 系列 (B SERIES)

## B 系列产品编号规则 (B SERIES P/N RULES)



## 产品编号举例 (EXAMPLES OF P/N) :

**TGG.1B.306.CLAD52** = 直式插头, 定位销 (G), 带线夹, 1B系列, 多芯类型, 6芯, 黄铜镀铬外壳, PPS绝缘体, 焊接型 公针芯, 适用于外径5.0mm电缆的D型线夹。

TGG.1B.306.CLAD52 = Straight plug with key (G) and cable collet, 1B series, multipole type with 6 contacts, outer shell in chrome-plated brass, PPS insulator, male solder contacts, D type collet for 5.0 mm diameter cable.

**DHG.1B.306.CLLD52Z** = 浮动式插座, 定位销 (G), 带线夹, 1B系列, 多芯类型, 6芯, 黄铜镀铬外壳, PPS绝缘体, 焊接型 母针芯, 适用于外径5.0mm电缆的D型线夹, 带护套型号的尾盖。

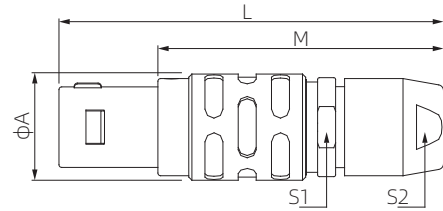
DHG.1B.306.CLLD52Z = Free socket with key (G) and cable collet, 1B series, multipole type with 6 contacts, outer shell in chromeplated brass, PPS insulator, female solder contacts, D type collet for 5.0 mm diameter cable and nut for fitting a bend relief.

**ZGG.1B.206.CLL** = 固定式插座, 螺母固定, 定位销 (G), 1B系列, 多芯类型, 6芯, 黄铜镀铬外壳, PPS绝缘体, 焊接型 母针芯。

ZGG.1B.206.CLL = Fixed socket, nut fixing, with key (G), 1B series, multipole type with 6 contacts, outer shell in chrome-plated brass, PPS insulator, female solder contacts.

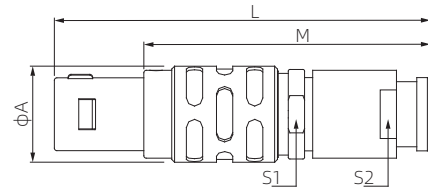


**TGG 直式插头 (TGG Straight plug)**  
定位销(G)或定位销(A...M和R)



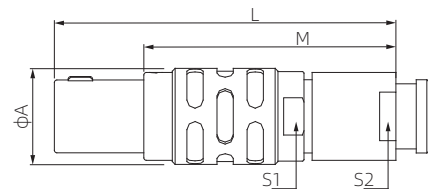
编号(Model)		尺寸(Size)					适配电缆夹(Adapted collet)	
型号(Type)	系列(Series)	A	L	M	S1	S2	最小(Min.)	最大(Max.)
TGG	00	6.4	28.5	20.5	5.5	5.0	2.2	3.2
TGG	0B	9.5	36.0	26.0	8.0	7.0	3.2	5.2
TGG	1B	12.0	43.0	32.0	10.0	9.0	4.2	7.2
TGG	2B	15.0	50.0	38.0	13.0	12.0	5.2	10.2
TGG	3B	18.0	58.0	43.0	15.0	14.0	5.2	14.2

**TGG 直式插头 (TGG Straight plug)**  
定位销(G)或定位销(A...M), 电缆线夹和带护套型的尾盖



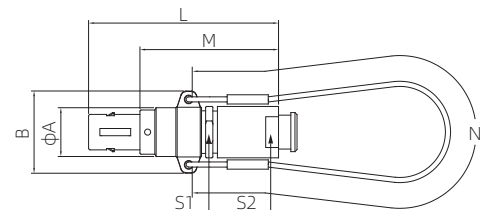
编号(Model)		尺寸(Size)					适配电缆夹(Adapted collet)	
型号(Type)	系列(Series)	A	L	M	S1	S2	最小(Min.)	最大(Max.)
TGG	00	6.4	36.5	28.5	5.5	6.0	2.2	3.2
TGG	0B	9.5	35.0	25.0	8.0	8.0	3.2	5.2
TGG	1B	12.0	42.0	31.0	10.0	9.0	4.2	7.2
TGG	2B	15.0	49.0	37.0	13.0	12.0	5.2	10.2
TGG	3B	18.0	56.5	41.5	15.0	15.0	5.2	14.2

**TFG 直式插头 (TFG Straight plug)**  
不带锁定装置, 定位销(G)或定位销(A...M), 电缆线夹



编号(Model)		尺寸(Size)					适配电缆夹(Adapted collet)	
型号(Type)	系列(Series)	A	L	M	S1	S2	最小(Min.)	最大(Max.)
TFG	0B	9.5	36.0	26.0	8.0	7.0	3.2	5.2
TFG	1B	12.0	43.0	32.0	10.0	9.0	4.2	7.2
TFG	2B	15.0	50.0	38.0	13.0	12.0	5.2	10.2
TFG	3B	18.0	58.0	43.0	15.0	14.0	5.2	14.2

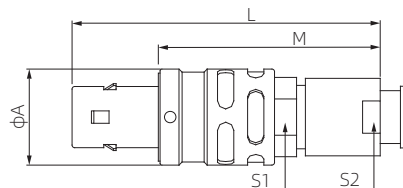
**TNG 直式插头 (TNG Straight plug)**  
不带锁定装置, 定位销(G)或定位销(A...M), 电缆线夹



编号(Model)		尺寸(Size)						适配电缆夹(Adapted collet)		
型号(Type)	系列(Series)	A	B	L	M	N	S1	S2	最小(Min.)	最大(Max.)
TNG	0B	9.5	15.5	36.0	26.0	140.0	8.0	8.0	3.2	5.2
TNG	1B	12.0	18.0	43.0	32.0	140.0	10.0	9.0	4.2	7.2
TNG	2B	15.0	21.0	49.0	37.0	160.0	13.0	12.0	5.2	10.2
TNG	3B	18.0	25.0	58.0	43.0	190.0	15.0	14.0	5.2	14.2

### TEG 直式插头(TEG Straight plug)

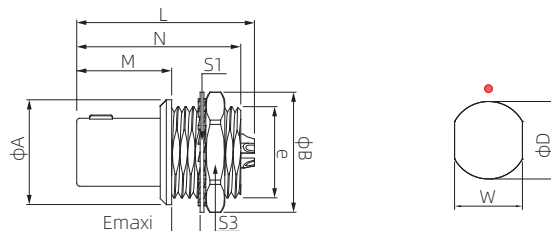
定位销(G)或定位销(A...L), 电缆线夹, 前面密封和带护套型的尾盖(插合时保、护等级为IP54)



编号(Model)		尺寸(Size)					适配电缆夹(Adapted collet)	
型号(Type)	系列(Series)	A	L	M	S1	S2	最小(Min.)	最大(Max.)
TEG	0B	11.0	35.0	25.0	8.0	7.0	3.2	5.2
TEG	1B	13.5	42.0	33.0	10.0	9.0	4.2	7.2
TEG	2B	16.5	48.0	36.0	13.0	12.0	5.2	10.2
TEG	3B	19.0	56.5	41.5	15.0	14.0	5.2	14.2

### TAG 固定式插头(TAG Fixed plug)

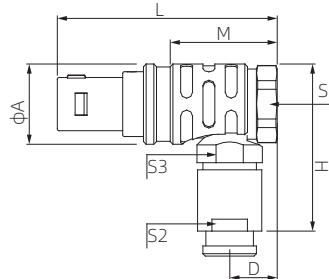
不带锁定装置, 螺母固定, 定位销(G)或定位销(A...M和R)



编号(Model)		尺寸(Size)									开孔尺寸(Hole opening size)	
型号(Type)	系列(Series)	A	B	e	E	L	M	N	S1	S3	W	D
TAG	00	8.0	10.2	M7*0.5	2.9	18.1	9.0	15.0	6.3	9.0	6.4	7.1
TAG	0B	10.0	12.4	M9*0.5	4.2	20.8	11.2	18.9	8.2	11.0	8.3	9.1
TAG	1B	14.0	15.8	M12*1	5.4	25.2	12.5	21.6	10.5	14.0	10.6	12.1
TAG	2B	18.0	19.2	M15*1	6.0	28.7	13.8	23.9	13.5	17.0	13.6	15.1
TAG	3B	22.0	25.0	M18*1	5.8	32.1	17.0	30.2	16.5	22.0	16.6	18.1

### THG 90°弯角式插头(THG Elbow (90°) plug)

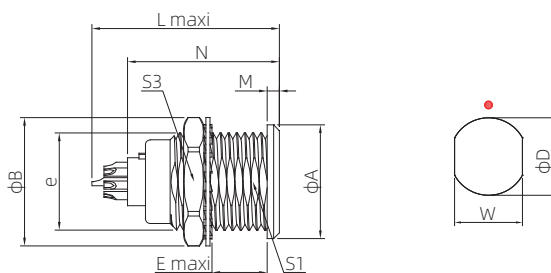
定位销(G)或定位销(A...M和R), 电缆线夹



编号(Model)		尺寸(Size)									适配电缆夹(Adapted collet)	
型号(Type)	系列(Series)	A	D	H	L	M	S1	S2	S3	最小(Min.)	最大(Max.)	
THG	00	7.7	5.2	18.0	24.5	16.5	7.0	5.0	5.5	2.2	3.2	
THG	0B	11.0	6.5	26.0	31.6	21.6	10.0	7.0	8.0	3.2	5.2	
THG	1B	13.5	8.0	30.5	36.0	25.0	11.0	9.0	10.0	4.2	7.2	
THG	2B	16.5	9.0	34.0	41.5	29.5	14.0	12.0	13.0	5.2	10.2	
THG	3B	19.0	10.0	37.0	50.0	35.0	17.0	14.0	15.0	5.2	14.2	

### ZGG 固定式插座(ZGG Fixed socket)

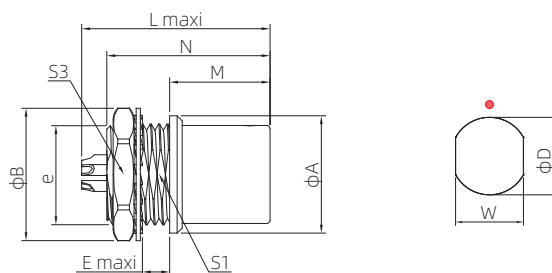
螺母固定, 定位销(G)或定、位销(A...M和R)



编号(Model)		尺寸(Size)									开孔尺寸(Hole opening size)	
型号(Type)	系列(Series)	A	B	e	E	L	M	N	S1	S3	W	D
ZGG	00	8.0	10.2	M7*0.5	6.0	15.5	1.0	13.7	6.3	9.0	6.4	7.1
ZGG	0B	10.0	12.4	M9*0.5	7.0	20.7	1.2	16.6	8.2	11.0	8.3	9.1
ZGG	1B	14.0	15.8	M12*1	7.5	23.0	1.5	18.7	10.5	14.0	10.6	12.1
ZGG	2B	18.0	19.2	M15*1	8.5	26.7	1.8	19.8	13.5	17.0	13.6	15.1
ZGG	3B	22.0	25.0	M18*1	11.5	30.7	2.0	24.8	16.5	22.0	16.6	18.1

### ZHG 固定式插头(ZHG Fixed socket)

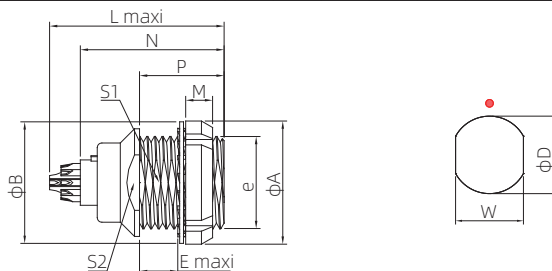
螺母固定, 定位销(G)或定位销(A...M和R),凸出式外壳



编号(Model)		尺寸(Size)										开孔尺寸(Hole opening size)	
型号(Type)	系列(Series)	A	B	e	E	L	M	N	S1	S3	W	D	
ZHG	00	8.0	10.2	M7*0.5	2.0	15.5	8.5	13.7	6.3	9.0	6.4	7.1	
ZHG	0B	10.0	12.4	M9*0.5	2.0	19.5	12.5	16.6	8.2	11.0	8.3	9.1	
ZHG	1B	14.0	15.8	M12*1	4.0	21.7	12.0	18.7	10.5	14.0	10.6	12.1	
ZHG	2B	18.0	19.2	M15*1	5.1	22.7	12.5	19.8	13.5	17.0	13.6	15.1	
ZHG	3B	22.0	25.0	M18*1	7.1	30.7	13.5	24.8	16.5	22.0	16.6	18.1	

### ZEG 固定式插座(ZEG Fixed socket)

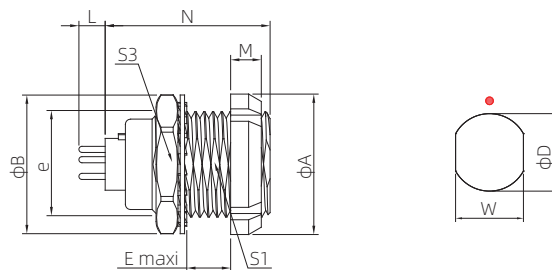
螺母固定, 定位销(G)或定位销(A...M和R)(后面板安装)



编号(Model)		尺寸(Size)										开孔尺寸(Hole opening size)	
型号(Type)	系列(Series)	A	B	e	E	L	M	N	P	S1	S2	W	D
ZEG	00	10.0	9.5	M7*0.5	2.3	15.5	2.5	13.7	6.0	6.3	7.5	6.4	7.1
ZEG	0B	12.0	12.5	M9*0.5	2.4	20.7	2.5	16.6	6.3	8.2	9.0	8.3	9.1
ZEG	1B	16.0	16.0	M12*1	6.5	23.0	3.5	18.7	11.0	10.5	13.0	10.6	12.1
ZEG	2B	20.0	20.0	M15*1	3.0	26.7	3.5	19.8	9.0	13.5	15.0	13.6	15.1
ZEG	3B	24.0	25.0	M18*1	5.0	30.7	4.5	24.8	1.0	16.5	20.0	16.6	18.1

### ZCG 固定式插座(ZCG Fixed socket with two nuts)

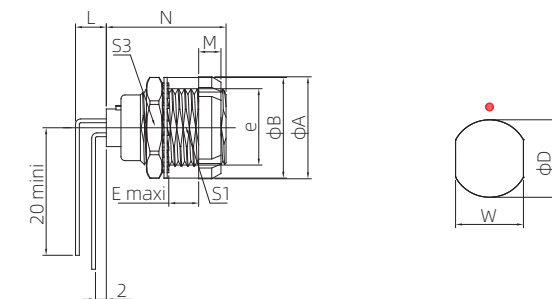

带两个螺母, 定位销(G)或定位销(A...M和R)(后面板安装)



编号(Model)		尺寸(Size)										开孔尺寸(Hole opening size)	
型号(Type)	系列(Series)	A	B	e	E	L	M	N	S1	S3	W	D	
ZCG	00	10.0	10.2	M7*0.5	4.3	3.2	2.5	13.7	6.3	9.0	6.4	7.1	
ZCG	0B	12.0	12.4	M9*0.5	5.5	3.2	2.5	16.6	8.2	11.0	8.3	9.1	
ZCG	1B	16.0	15.8	M12*1	6.0	3.2	3.5	18.7	10.5	14.0	10.6	12.1	
ZCG	2B	20.0	19.2	M15*1	6.5	3.2	3.5	19.8	13.5	17.0	13.6	15.1	
ZCG	3B	24.0	25.0	M18*1	9.0	3.2	4.5	24.8	16.5	22.0	16.6	18.1	

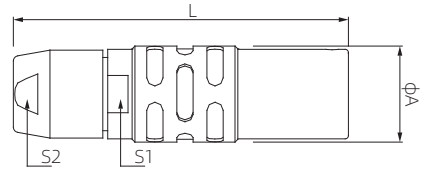
### ZCG 固定式插座(ZCG Fixed socket with two nuts)

两个螺母, 定位销(G)或定位销(A...F), 适用于印制线路板的90°弯角针芯(后面板安装)



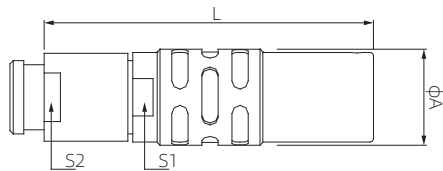

编号(Model)		尺寸(Size)										开孔尺寸(Hole opening size)	
型号(Type)	系列(Series)	A	B	e	E	L	M	N	S1	S3	W	D	
ZCG	0B	12.0	12.4	M9*0.5	5.5	3.2	2.5	16.6	8.2	11.0	8.3	9.1	
ZCG	1B	16.0	15.8	M12*1	6.0	3.2	3.5	18.7	10.5	14.0	10.6	12.1	
ZCG	2B	20.0	19.2	M15*1	6.5	3.2	3.5	19.8	13.5	17.0	13.6	15.1	
ZCG	3B	24.0	25.0	M18*1	9.0	3.2	4.5	24.8	16.5	22.0	16.6	18.1	

**DHG 浮动式插座(DHG Free socket)**  
定位销(G)或定位销(A...M和R), 电缆线夹



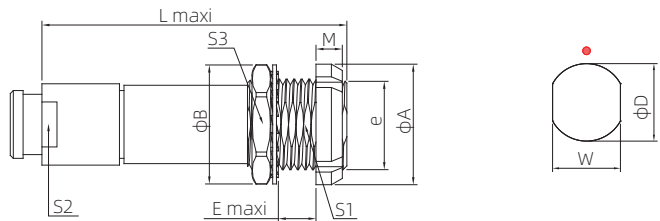
编号(Model)		尺寸(Size)				适配电缆夹(Adapted collet)	
型号(Type)	系列(Series)	A	L	S1	S2	最小(Min.)	最大(Max.)
DHG	00	6.5	26.0	5.5	5.0	2.2	3.2
DHG	0B	9.5	35.5	8.0	7.0	3.2	5.2
DHG	1B	12.0	40.5	10.0	9.0	4.2	7.2
DHG	2B	15.0	47.0	13.0	12.0	5.2	10.2
DHG	3B	18.0	58.0	15.0	14.0	5.2	14.2

**DHG 浮动式插座(DHG Free socket)**  
定位销(G)或定位销(A...M), 电缆线夹和带护套型的尾盖



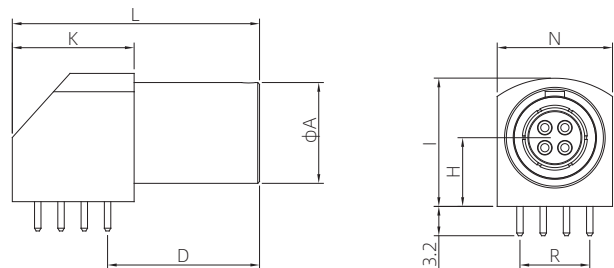

编号(Model)		尺寸(Size)				适配电缆夹(Adapted collet)	
型号(Type)	系列(Series)	A	L	S1	S2	最小(Min.)	最大(Max.)
DHG	00	6.5	34.0	5.5	5.0	2.2	3.2
DHG	0B	9.5	34.5	8.0	7.0	3.2	5.2
DHG	1B	12.0	39.5	10.0	9.0	4.2	7.2
DHG	2B	15.0	46.0	13.0	12.0	5.2	10.2
DHG	3B	18.0	54.5	15.0	14.0	5.2	14.2

**DFG 固定式插座(DFG Fixed socket)**  
两个螺母, 定位销(G)或定位销(A...M和R), 电缆线夹(后面板安装)



编号(Model)		尺寸(Size)									开孔尺寸(Hole opening size)	
型号(Type)	系列(Series)	A	B	e	E	L	M	S1	S2	S3	W	D
DFG	00	10.0	10.2	M7*0.5	5.3	26.0	2.5	6.3	5.0	9.0	6.4	7.1
DFG	0B	12.0	12.4	M9*0.5	5.0	35.5	2.5	8.2	8.0	11.0	8.3	9.1
DFG	1B	16.0	15.8	M12*1	5.0	40.5	3.5	10.5	9.0	14.0	10.6	12.1
DFG	2B	20.0	19.2	M15*1	6.5	47.0	3.5	13.5	12.0	17.0	13.6	15.1
DFG	3B	24.0	25.0	M18*1	9.0	56.0	4.5	16.5	14.0	22.0	16.6	18.1

**ZPG 适用于印制线路板的90°弯角式插座**  
(ZPG Elbow (90°) socket for printed circuit)  
定位销(G)或定位销(A...F)

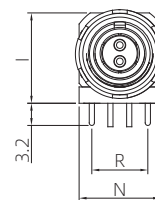
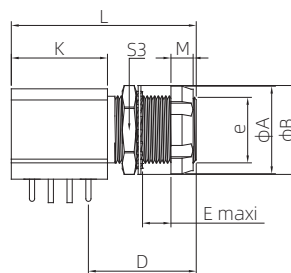



编号(Model)		尺寸(Size)							开孔尺寸(hole opening size)
型号(Type)	系列(Series)	A	D	H	I	K	L	N	R
ZPG	00	6.8	11.5	3.5	7.0	8.7	19.0	7.1	5.08
ZPG	0B	9.0	14.6	6.7	12.7	13.3	25.0	11.7	7.62
ZPG	1B	11.0	16.6	7.5	14.0	13.3	27.0	12.6	7.62



### ZWG 适用于印制线路板的90°弯角式插座

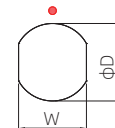
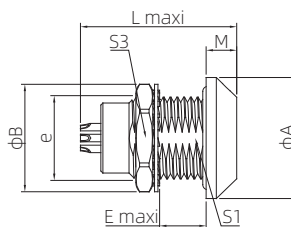
(ZWG Elbow (90°) socket for printed circuit)  
定位销(G)或定位销(A...F)



编号(Model)		尺寸(Size)											开孔尺寸 (Hole opening size)		
型号(Type)	系列(Series)	A	B	D	e	E	H	I	K	L	M	N	R		
ZWG	00	6.8	10.2	11.5	M7*0.5	2.1	3.5	7.0	8.7	19.0	2.5	7.1	5.08	6.9	
ZWG	0B	9.0	12.4	14.6	M9*0.5	6.0	6.7	12.7	13.3	25.0	2.5	11.7	7.62	9.1	
ZWG	1B	11.0	15.0	16.6	M11*0.5	7.5	7.5	14.0	13.3	27.0	3.5	12.6	7.62	11.1	

### MGG 固定式插座(MGG Fixed socket)

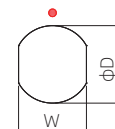
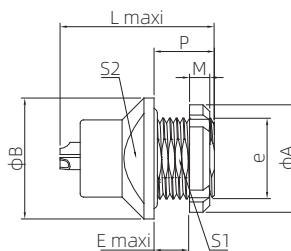
螺母固定, 定位销(G)或定位销(A...M和R), 水密或真空密封



编号(Model)		尺寸(Size)									开孔尺寸 (Hole opening size)	
型号(Type)	系列(Series)	A	B	e	E	L	M	S1	S3	W	D	
MGG	00	11.0	10.2	M7*0.5	8.0	18.0	1.5	-	9.0	-	7.1	
MGG	0B	13.0	12.4	M9*0.5	7.0	21.5	3.0	8.2	11.0	8.3	9.1	
MGG	1B	18.0	15.8	M12*1	7.0	26.6	4.5	10.5	14.0	10.6	12.1	
MGG	2B	20.0	19.2	M15*1	8.0	31.6	4.0	13.5	17.0	13.6	15.1	
MGG	3B	25.0	25.0	M18*1	11.5	36.1	4.0	16.5	22.0	16.6	18.1	

### MEG 固定式插座(MEG Fixed socket)

螺母固定, 定位销(G)或定位销(A...M), 水密或真空密封(后面板安装)



编号(Model)		尺寸(Size)										开孔尺寸 (Hole opening size)	
型号(Type)	系列(Series)	A	B	e	E	L	M	P	S1	S2	W	D	
MEG	00	10.0	11.0	M7*0.5	2.5	18.0	2.5	6.0	6.3	-	6.4	7.1	
MEG	0B	12.0	13.0	M9*0.5	5.5	21.5	2.5	9.0	8.2	-	8.3	9.1	
MEG	1B	16.0	18.0	M12*1	5.5	26.6	3.5	11.0	10.5	-	10.6	12.1	
MEG	2B	20.0	20.0	M15*1	5.5	31.6	3.5	9.6	13.5	15.0	13.6	15.1	



## 定位销(B系列) ALIGNMENT KEY (B SERIES)

### 定位销和极性定位销组合 (ALIGNMENT KEY AND POLARIZED KEYING SYSTEM)

B系列连接器外壳型号由三个字母组成，最后一个字母表示定位销位置和针芯类型(公针芯或母针芯)。

B series connector housing part numbers are composed of three letters. The last letter indicates the key position and the contact type (male or female).

插座正视图 Front view of a socket	编号 Ref.	定位销 数量 Nb of keys	角度 Angles	系列 Series			编号 Ref.	定位销 数量 Nb of keys	角度 Angles	系列 Series					针芯类型 Contact type		注 Note
				00	0B	1B				XB	2B	30	4B	5B	插头 Plug	插座 Socket	
	<b>G</b>	1	-	0°	0°	0°	<b>G</b>	1	-	0°	0°	0°	0°	0°	公针芯 Male	母针芯 Female	●
	<b>A</b>	2	$\alpha$	30°	30°	30°	<b>A</b>	2	$\alpha$	30°	30°	30°	30°	30°	公针芯 Male	母针芯 Female	●
	<b>B</b>	2	$\alpha$	60°	60°	60°	<b>B</b>	2	$\alpha$	-	45°	45°	45°	45°	公针芯 Male	母针芯 Female	●
	<b>C</b>	2	$\alpha$	-	90°	90°	<b>C</b>	2	$\alpha$	-	60°	60°	60°	60°	公针芯 Male	母针芯 Female	●
	<b>D</b>	2	$\beta$	-	135°	135°	<b>D</b>	2	$\gamma$	-	95°	95°	95°	95°	公针芯 Male	母针芯 Female	○
	<b>E</b>	2	$\beta$	-	145°	145°	<b>E</b>	2	$\beta$	120°	120°	120°	120°	120°	公针芯 Male	母针芯 Female	○
	<b>F</b>	2	$\beta$	-	155°	155°	<b>F</b>	2	$\beta$	-	145°	145°	145°	145°	公针芯 Male	母针芯 Female	○
	<b>J</b>	2	$\gamma$	45°	45°	45°	<b>J</b>	2	$\alpha$	-	37.5°	37.5°	37.5°	37.5°	母针芯 Female	公针芯 Male	●
	<b>K</b>	2	$\gamma$	-	70°	70°	<b>K</b>	2	$\alpha$	-	52.5°	52.5°	52.5°	52.5°	母针芯 Female	公针芯 Male	○
	<b>L</b>	2	$\gamma$	-	80°	80°	<b>L</b>	2	$\gamma$	-	70°	70°	70°	70°	母针芯 Female	公针芯 Male	○
	<b>M</b>	2	$\delta$	-	110°	-	<b>M</b>	2	-	-	-	-	-	-	母针芯 Female	公针芯 Male	○
	<b>Y</b>	3	-	-	-	-	<b>Y</b>	3	$\beta$	-	112.5°	126°	112.5°	-	公针芯 Male	母针芯 Female	● <sup>1)</sup>
		3	-	-	-	-		3	$\gamma$	-	100°	102°	147.5°	-	公针芯 Male	母针芯 Female	● <sup>1)</sup>

插座正视图 Front view of a socket	编号 Ref.	定位销 数量 Nb of keys	角度 Angles	系列 Series			编号 Ref.	定位销 数量 Nb of keys	角度 Angles	系列 Series					针芯类型 Contact type		注 Note
				00	0B	1B				XB	2B	30	4B	5B	插头 Plug	插座 Socket	
	<b>R</b>	5	$\alpha$	-	-	-	<b>R</b>	5	$\alpha$	-	-	-	-	95°	公针芯 Male	母针芯 Female	●
		5	$\beta$	-	-	-		5	$\beta$	-	-	-	-	115°	公针芯 Male	母针芯 Female	●
		5	$\gamma$	-	-	-		5	$\gamma$	-	-	-	-	20°	公针芯 Male	母针芯 Female	●
		5	$\delta$	-	-	-		5	$\delta$	-	-	-	-	30°	公针芯 Male	母针芯 Female	●

注(Notes):

型号FTG、FGY、ENY不适用于所有的定位销，请参看此类型号的相应页。

FTG, FGY, ENY models are not available with all the keys. Please consult pages corresponding to these models.

1) 仅适用于型号FGY和ENY。

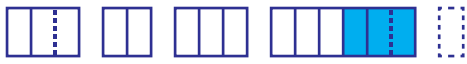
Only FGY and ENY models are available.

● 常规型号，首先考虑选择

First choice alternative

○ 特殊型号，有特殊需求时选择

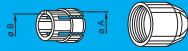
Special order alternative



## 线夹(B系列) COLLETS (B SERIES)

### 适用于B系列的D型和M型线夹 (D AND M TYPE COLLETS FOR B SERIES)

D型(Type)



M型(Type)



编号 Reference	线夹(Collet)Ø		电缆(Cable)Ø		注 Note		
	类型 Type	编码 Code	ØA	ØB		最大值 Max.	最小值 Min.
00	0	22	2.2	-	2.2	1.4	
	0	27	2.7	-	2.7	> 2.2	
	0	35	3.5	2.8	3.5	> 2.7	
0B	0	22	2.1	-	2.2	1.4	2)
	0	32	3.2	-	3.2	> 2.2	
	0	42	4.2	-	4.2	> 3.2	
	0	52	5.2	4.7	5.2	> 4.2	
1B	0	56	5.6	4.7	5.6	> 5.2	1)
	1	27	2.7	-	2.7	> 2.2	
	1	31	3.1	-	3.1	> 2.7	
	0	42	4.2	-	4.2	3.1	
	0	52	5.2	-	5.2	> 4.2	
	0	62	6.2	-	6.2	> 5.2	
	0	72	7.2	6.2	7.2	> 6.2	
2B	0	76	7.6	6.9	7.6	> 7.2	1)
	1	21	2.1	-	2.2	1.4	3)
	1	32	3.1	-	3.2	> 2.2	3)
	0	42	4.2	-	4.2	> 3.2	
	0	52	5.2	-	5.2	> 4.2	
	0	62	6.2	-	6.2	> 5.2	
	0	72	7.2	-	7.2	> 6.2	
	0	82	8.2	-	8.2	> 7.2	
	0	92	9.2	8.6	9.2	> 8.2	
	0	99	9.9	8.6	9.9	> 9.2	1)

编号 Reference		线夹(Collet)Ø		电缆(Cable)Ø		注 Note
类型 Type	编码 Code	ØA	ØB	最大值 Max.	最小值 Min.	
1	52	5.2	-	5.2	> 4.2	4)
0	62	6.2	-	6.2	4.9	
0	72	7.7	-	7.7	> 6.2	
0	92	9.2	-	9.2	> 7.7	
0	10	10.2	-	10.0	> 9.2	
0	11	11.0	-	11.0	> 10.1	
0	12	12.0	10.2	11.9	10.8	1)

注(Note):

所有尺寸单位为毫米mm

All dimensions are in millimetres.

- 1) 这些线夹不适用于含带护套型尾盖的连接器型号  
These collets cannot be used for connector models with nut for fitting a bend relief
- 2) 护套的最小内径为 2.5 mm (TPU) / 1.7mm (硅胶)  
The inner diameter of the smallest bend relief available is 2.5 mm (in TPU) / 1.7 mm (in silicone)
- 3) 使用0B的护套  
For 0B bend relief
- 4) 使用1B的护套  
For 1B bend relief

# K系列连接器 K SERIES CONNECTOR

- 1、安全的推拉自锁系统;  
1、 Security of the Push-Pull latching system;
- 2、多芯类型2~30芯;  
2、 Multipole types 2 to 30 contacts;
- 3、高密度安装, 节省空间;  
3、 High packing density for space savings;
- 4、定位销系统(G为标准定位销)用于连接器对位;  
4、 Keying system (G key standard) for connector alignment;
- 5、坚固外壳设计适用于极度恶劣的工作环境;  
5、 Rugged housing for extreme working conditions;
- 6、焊接和印制板接针芯(直式和弯角式);  
6、 Solder, crimp or print (straight or elbow) contacts;
- 7、多种键位选择, 避免相似连接器之间的混插;  
7、 Multiple key options to avoid cross mating of similar connectors;
- 8、360°屏蔽提供全方位的EMC防护(抗电磁干扰)。  
8、 360° screening for full EMC shielding.



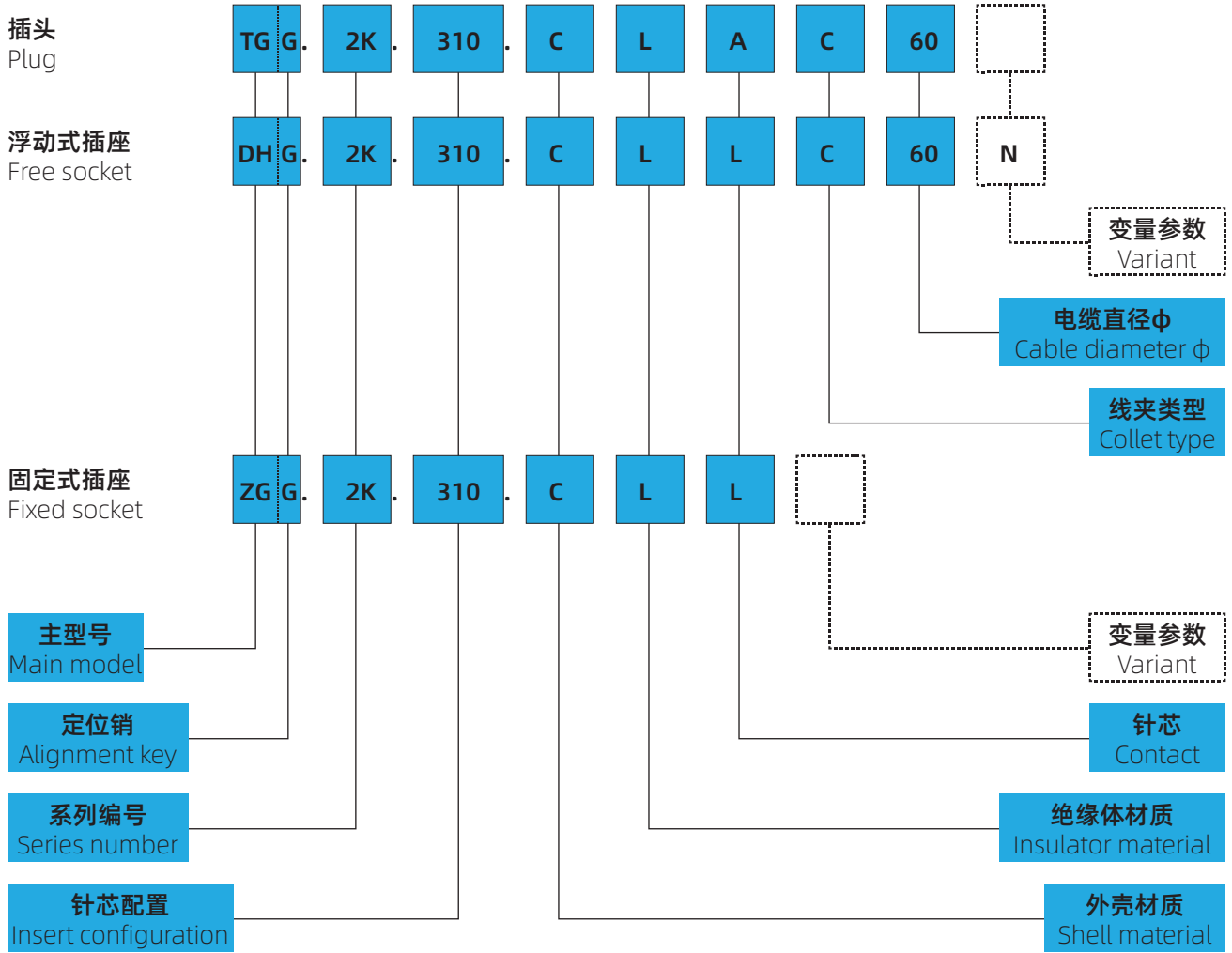
## 产品参数 PRODUCT PARAMETERS

锁紧方式 Coupling	推拉自锁式 Push-pull self-locking	盐雾测试 Salt spray test	> 96h
工作温度 Operating temperature	-45°C ~ +125°C	抗冲击性能 Impact resistance	100g,6ms
最大潮湿 Maximum humidity	在60 °C/140 °F 时最高达到95% Up to 95% at 60 °C/140 °F	机械寿命 Mechanical life	> 1000次(Cycles)
抗振动性能 Anti-vibration performance	15g[10~20000Hz]	防护等级 Protection level	IP68



# K 系列 (K SERIES)

## K 系列产品编号规则 (K SERIES P/N RULES)



### 产品编号举例 (EXAMPLES OF P/N) :

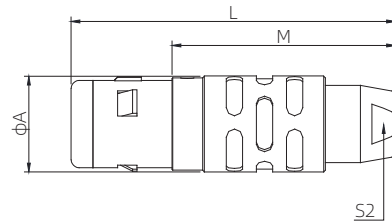
**FGG.2K.310.CLAC60** = 直式插头, 定位销 (G), 带线夹, 2K系列, 多芯类型, 10芯, 黄铜镀铬外壳, PPS绝缘体, 焊接型 公针芯, 适用于外径5.0-6.0mm电缆的C型线夹。  
 FGG.2K.310.CLAC60 = Straight plug with key (G) and cable collet, 2K series, multipole type with 10 contacts, outer shell in chrome-plated brass, PPS insulator, male solder contacts, C type collet for 5.0-6.0 mm diameter cable.

**PHG.2K.310.CLLC60N** = 浮动式插座, 定位销 (G), 带线夹, 2K系列, 多芯类型, 10芯, 黄铜镀铬外壳, PPS绝缘体, 焊接型 母针芯, 适用于外径5.0-6.0mm电缆的C型线夹, 带护套型号的尾盖。  
 PHG.2K.310.CLLC60N = Free socket with key (G) and cable collet, 2K series, multipole type with 10 contacts, outer shell in chromeplated brass, PPS insulator, female solder contacts, C type collet for 5.0-6.0 mm diameter cable and nut for fitting a bend relief.

**EGG.2K.310.CLL** = 固定式插座, 螺母固定, 定位销 (G), 2K系列, 多芯类型, 10芯, 黄铜镀铬外壳, PPS绝缘体, 焊接型 母针芯。  
 EGG.2K.310.CLL = Fixed socket, nut fixing, with key (G), 2K series, multipole type with 10 contacts, outer shell in chrome-plated brass, PPS insulator, female solder contacts.

### TGG 直式插头 (TGG Straight plug)

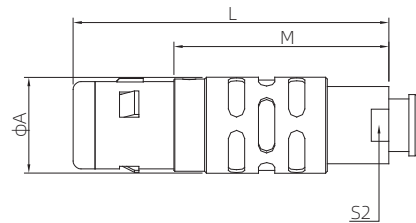
定位销(G)或定位销(A...F, L和R), 电缆线夹



编号(Model)		尺寸(Size)				适配电缆夹(Adapted collet)	
型号(Type)	系列(Series)	A	L	M	S2	最小(Min.)	最大(Max.)
TGG	0K	11.0	34.0	23.0	8.0	3.2	5.2
TGG	1K	13.0	42.0	28.0	9.0	4.2	7.2
TGG	2K	16.0	52.0	36.0	12.0	5.2	10.2
TGG	3K	19.0	61.0	41.0	15.0	5.2	14.2

### TGG 直式插头 (TGG Straight plug)

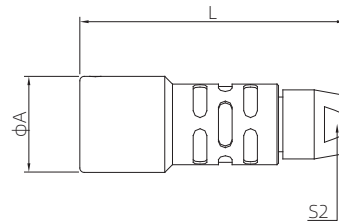

定位销(G)或定位销(A...F,L和R), 电缆线夹和带护套型的尾盖



编号(Model)		尺寸(Size)				适配电缆夹(Adapted collet)	
型号(Type)	系列(Series)	A	L	M	S2	最小(Min.)	最大(Max.)
TGG	0K	11.0	34.0	23.0	8.0	3.2	5.2
TGG	1K	13.0	42.0	28.0	9.0	4.2	7.2
TGG	2K	16.0	52.0	36.0	12.0	5.2	10.2
TGG	3K	19.0	61.0	41.0	15.0	5.2	14.2

### DHG 浮动式插座(DHG Free socket)

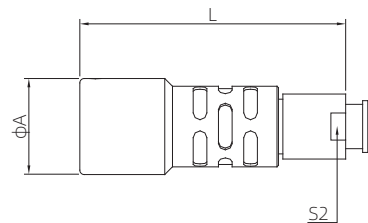

定位销(G)或定位销(A...F,L和R), 电缆线夹



编号(Model)		尺寸(Size)			适配电缆夹(Adapted collet)	
型号(Type)	系列(Series)	A	L	S2	最小(Min.)	最大(Max.)
DHG	0K	13.0	34.0	7.0	3.2	5.2
DHG	1K	15.0	45.0	9.0	4.2	7.2
DHG	2K	15.0	54.0	12.0	5.2	10.2
DHG	3K	18.0	64.0	14.0	5.2	14.2

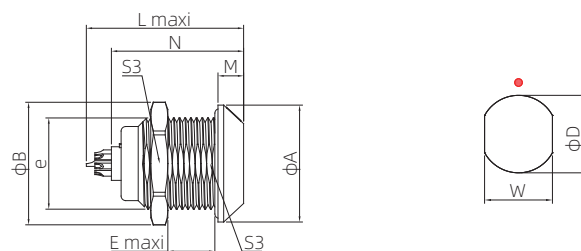
### DHG 浮动式插座(DHG Free socket)

定位销(G)或定位销(A...F,L和R), 电缆线夹和带护套型的尾盖



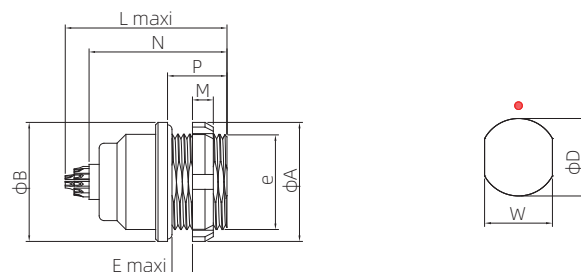
编号(Model)		尺寸(Size)			适配电缆夹(Adapted collet)	
型号(Type)	系列(Series)	A	L	S2	最小(Min.)	最大(Max.)
DHG	0K	13.0	34.0	7.0	3.2	5.2
DHG	1K	15.0	45.0	9.0	4.2	7.2
DHG	2K	15.0	54.0	12.0	5.2	10.2
DHG	3K	18.0	64.0	14.0	5.2	14.2

**ZGG 固定式插座(ZGG Fixed socket)**  
螺母固定, 定位销(G)或定位销(A...F,L和R)



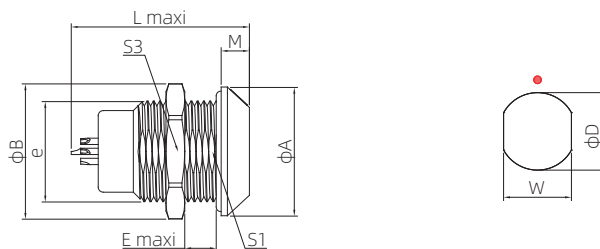
编号(Model)		尺寸(Size)										开孔尺寸(hole opening size)	
型号(Type)	系列(Series)	A	B	e	E	L	M	N	S1	S3	W	D	
ZGG	0K	18.0	19.2	M14*1	6.0	21.7	4.0	20.1	12.5	17.0	12.6	14.1	
ZGG	1K	20.0	21.5	M16*1	9.0	27.0	4.5	25.1	14.5	19.0	14.6	16.1	
ZGG	2K	25.0	27.0	M20*1	9.0	30.7	5.0	28.6	18.5	24.0	18.6	20.1	
ZGG	3K	31.0	34.0	M25*1	11.0	36.2	6.0	33.6	22.5	30.0	22.6	25.1	

**ZEG 固定式插座(ZEG Fixed socket)**  
螺母固定, 定位销(G)或定位销(A...F,L和R)(后面板安装)



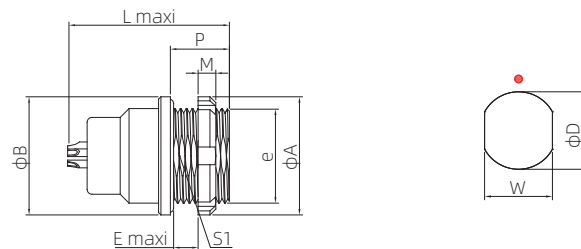
编号(Model)		尺寸(Size)										开孔尺寸(hole opening size)	
型号(Type)	系列(Series)	A	B	e	E	L	M	N	P	S1	W	D	
ZEG	0K	18.0	18.0	M14*1	3.4	21.7	3.5	20.1	7.0	12.5	12.6	14.1	
ZEG	1K	20.0	20.0	M16*1	6.2	27.0	3.5	25.1	10.0	14.5	14.6	16.1	
ZEG	2K	25.0	25.0	M20*1	5.0	30.7	3.5	28.6	10.0	18.5	18.6	20.1	
ZEG	3K	30.0	31.0	M25*1	7.5	36.2	4.5	33.6	12.0	22.5	22.6	25.1	

**MGG 固定式插座(MGG Fixed socket)**  
螺母固定, 定位销(G)或定位销(A...F和L), 水密或真空密封

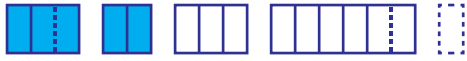


编号(Model)		尺寸(Size)										开孔尺寸(hole opening size)	
型号(Type)	系列(Series)	A	B	e	E	L	M	S1	S3	W	D		
MGG	0K	18.0	19.2	M14*1	5.5	23.0	4.0	12.5	17.0	12.6	14.1		
MGG	1K	20.0	21.5	M16*1	9.0	30.0	4.5	14.5	19.0	14.6	16.1		
MGG	2K	25.0	27.0	M20*1	13.0	33.7	5.0	18.5	24.0	18.6	20.1		
MGG	3K	31.0	34.0	M25*1	16.0	41.7	6.0	22.5	30.0	22.6	25.1		

**MEG 固定式插座(MEG Fixed socket)**  
螺母固定, 定位销(G)或定位销(A...F和L), 水密或真空密封(后面板安装)



编号(Model)		尺寸(Size)										开孔尺寸(hole opening size)	
型号(Type)	系列(Series)	A	B	e	E	L	M	P	S1	W	D		
MEG	0K	18.0	18.0	M14*1	3.4	21.7	3.5	7.0	12.5	12.6	14.1		
MEG	1K	20.0	20.0	M16*1	6.2	27.0	3.5	10.0	14.5	14.6	16.1		
MEG	2K	25.0	25.0	M20*1	5.0	30.7	3.5	10.0	18.5	18.6	20.1		
MEG	3K	30.0	31.0	M25*1	7.5	36.2	4.5	12.0	22.5	22.6	25.1		



## 定位销(K系列) ALIGNMENT KEY (K SERIES)

### 定位销和极性定位销组合 (ALIGNMENT KEY AND POLARIZED KEYING SYSTEM)

K系列连接器外壳型号由三个字母组成，最后一个字母表示定位销位置和针芯类型(公针芯或母针芯)。

K series connector shell model part numbers are composed of three letters. The last letter indicates the key position and the contact type (male or female).

插座正视图 Front view of a socket	编号 Ref.	定位销数量 Nb of keys	角度 Angles	系列 Series						针芯类型 Contact type		注 Note
				0K	1K	2K	3K	4K	5K	插头 Plug	插座 Socket	
	<b>G</b>	1	-	0°	0°	0°	0°	0°	0°	公针芯 Male	母针芯 Female	●
	<b>A</b>	2	$\alpha$	30°	30°	30°	30°	30°	30°	公针芯 Male	母针芯 Female	●
	<b>B</b>	2	$\alpha$	45°	45°	45°	45°	45°	45°	公针芯 Male	母针芯 Female	●
	<b>C</b>	2	$\alpha$	60°	60°	60°	60°	60°	60°	公针芯 Male	母针芯 Female	●
	<b>D</b>	2	$\gamma$	95°	95°	95°	95°	95°	95°	公针芯 Male	母针芯 Female	○
	<b>E</b>	2	$\beta$	120°	120°	120°	120°	120°	120°	公针芯 Male	母针芯 Female	○
	<b>F</b>	2	$\beta$	145°	145°	145°	145°	145°	145°	公针芯 Male	母针芯 Female	○
	<b>J</b>	2	$\gamma$	75°	75°	75°	75°	75°	75°	母针芯 Female	公针芯 Male	●

插座正视图 Front view of a socket	编号 Ref.	定位销数量 Nb of keys	角度 Angles	系列 Series						针芯类型 Contact type		注 Note
				0K	1K	2K	3K	4K	5K	插头 Plug	插座 Socket	
	<b>R</b>	5	$\alpha$	-	-	-	95°	-	-	公针芯 Male	母针芯 Female	●
		5	$\beta$	-	-	-	115°	-	-	公针芯 Male	母针芯 Female	●
		5	$\gamma$	-	-	-	35°	-	-	公针芯 Male	母针芯 Female	●
		5	$\delta$	-	-	-	25°	-	-	公针芯 Male	母针芯 Female	●

● 常规型号，首先考虑选择  
First choice alternative

○ 特殊型号，有特殊需求时选择  
Special order alternative

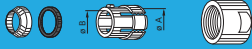




## 线夹(K系列) COLLETS (K SERIES)

### 适用于K系列的C型和K型线夹 (C AND K TYPE COLLETS FOR K SERIES)

C型(Type)



K型(Type)

加大型电缆线夹  
(Oversize cable collet)



0K

编号 Reference		线夹(Collet)Ø		电缆(Cable)Ø		注 Note
类型 Type	编码 Code	ØA	ØB	最大值 Max.	最小值 Min.	
C	10	1.6	-	1.2	1.0	1)
C	15	1.6	-	1.5	1.3	1)
C	20	2.1	-	2.0	1.6	1)
C	25	3.1	-	2.5	2.1	
C	30	3.1	-	3.0	2.6	
C	35	4.2	4.2	3.5	3.1	
C	40	4.2	4.2	4.0	3.6	
C	45	5.2	5.2	4.5	4.1	
C	50	5.2	5.2	5.0	4.6	
C	15	1.6	-	1.5	1.3	
C	20	2.2	-	2.0	1.6	
C	25	3.2	-	2.5	2.1	
C	30	3.2	-	3.0	2.6	
C	35	4.2	-	3.5	3.1	
C	40	4.2	-	4.0	3.6	
C	45	5.2	-	4.5	4.1	
C	50	5.2	-	5.0	4.6	
C	55	6.2	6.2	5.5	5.1	
C	60	6.2	6.2	6.0	5.6	
C	65	7.2	6.7	6.5	6.1	
K	70	7.2	-	7.0	6.6	2)
K	75	8.2	8.2	7.5	7.1	2)
K	80	8.2	8.2	8.0	7.6	2)
K	85	9.2	8.6	8.5	8.1	2)
C	15	2.2	-	1.5	1.3	
C	20	2.2	-	2.0	1.6	
C	25	3.2	-	2.5	2.1	
C	30	3.2	-	3.0	2.6	
C	35	4.2	-	3.5	3.1	
C	40	4.2	-	4.0	3.6	
C	45	5.2	-	4.5	4.1	

1K

2K

2K

3K

编号 Reference		线夹(Collet)Ø		电缆(Cable)Ø		注 Note
类型 Type	编码 Code	ØA	ØB	最大值 Max.	最小值 Min.	
C	50	5.2	-	5.0	4.6	
C	55	6.2	-	5.5	5.1	
C	60	6.2	-	6.0	5.6	
C	65	7.2	-	6.5	6.1	
C	70	7.2	-	7.0	6.6	
C	75	8.2	8.2	7.5	7.1	
C	80	8.2	8.2	8.0	7.6	
C	85	9.2	8.6	8.5	8.1	
K	90	9.2	-	9.0	8.6	3)
K	95	10.2	10.2	9.5	9.1	3)
K	10	10.2	10.2	10.0	9.6	3)
K	11	11.2	10.6	10.5	10.1	3)
C	30	3.2	-	3.0	2.6	
C	35	4.2	-	3.5	3.1	
C	40	4.2	-	4.0	3.6	
C	45	5.2	-	4.5	4.1	
C	50	5.2	-	5.0	4.6	
C	55	6.2	-	5.5	5.1	
C	60	6.2	-	6.0	5.6	
C	65	7.2	-	6.5	6.1	
C	70	7.2	-	7.0	6.6	
C	75	8.2	-	7.5	7.1	
C	80	8.2	-	8.0	7.6	
C	85	9.2	-	8.5	8.1	
C	90	9.2	-	9.0	8.6	
C	95	10.2	10.2	9.5	9.1	
C	10	10.2	10.2	10.0	9.6	

注(Note):

所有尺寸单位为毫米mm

All dimensions are in millimetres.

1) 护套的最小内径为 2.5 mm (TPU) / 1.7mm (硅胶)

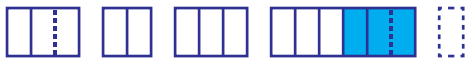
The inner diameter of the smallest bend relief available is 2.5 mm (in TPU) / 1.7 mm (in silicone)

2) 使用2B的护套

For 2B bend relief

3) 使用3B的护套

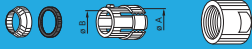
For 3B bend relief



## 线夹(K系列) COLLETS (K SERIES)

### 适用于K系列的C型和K型线夹 (C AND K TYPE COLLETS FOR K SERIES)

C型(Type)



K型(Type)

加大型电缆线夹  
(Oversize cable collet)



4K

编号 Reference		线夹(Collet)Ø		电缆(Cable)Ø		注 Note
类型 Type	编码 Code	ØA	ØB	最大值 Max.	最小值 Min.	
C	11	11.2	10.6	10.5	10.1	
K	11	12.3	—	12.0	10.6	3)
K	12	13.8	13.8	12.8	12.1	3)
K	13	13.8	13.8	13.5	12.9	3)
K	14	15.3	15.3	14.0	13.6	3)
K	15	15.3	15.3	15.0	14.1	2)
C	50	6.3	—	5.0	4.6	
C	55	6.3	—	5.5	5.1	
C	60	6.3	—	6.0	5.6	
C	65	7.3	—	6.5	6.1	
C	70	7.3	—	7.0	6.6	
C	75	8.3	—	7.5	7.1	
C	80	8.3	—	8.0	7.6	
C	85	9.3	—	8.5	8.1	
C	90	9.3	—	9.0	8.6	
C	95	10.8	—	9.5	9.1	
C	10	10.8	—	10.5	9.6	
C	11	12.3	—	12.0	10.6	
C	12	13.8	13.8	12.8	12.1	
C	13	13.8	13.8	13.5	12.9	
C	14	15.3	15.3	14.0	13.6	
C	15	15.3	15.3	15.0	14.1	2)
K	16	17.8	—	16.5	15.6	1)
K	17	17.8	—	17.5	16.6	1)
K	18	19.8	—	18.5	17.6	1)
K	19	19.8	—	19.5	18.6	1)
K	20	21.8	—	20.5	19.6	1)
K	21	21.8	—	21.5	20.6	1)
K	22	23.8	23.8	22.5	21.6	1)
K	23	23.8	23.8	23.5	22.6	1)

5K

编号 Reference		线夹(Collet)Ø		电缆(Cable)Ø		注 Note
类型 Type	编码 Code	ØA	ØB	最大值 Max.	最小值 Min.	
C	10	11.8	—	10.5	9.6	
C	11	11.8	—	11.5	10.6	
C	12	13.8	—	12.5	11.6	
C	13	13.8	—	13.5	12.6	
C	14	15.8	—	14.5	13.6	1)
C	15	15.8	—	15.5	14.6	1)
C	16	17.8	—	16.5	15.6	1)
C	17	17.8	—	17.5	16.6	1)
C	18	19.8	—	18.5	17.6	1)
C	19	19.8	—	19.5	18.6	1)
C	20	21.8	—	20.5	19.6	1)
C	21	21.8	—	21.5	20.6	1)
C	22	23.8	23.8	22.5	21.6	
C	23	23.8	23.8	23.5	22.6	1)

注(Note):

所有尺寸单位为毫米mm

All dimensions are in millimetres.

- 1) 这些线夹不适用于含带护套型尾盖的连接器型号  
These collets cannot be used for connector models with nut for fitting a bend relief.
- 2) 护套的最大内径为14.5mm  
The inner diameter of the largest bend relief available is 14.5 mm.
- 3) 使用4B的护套  
For 4B bend relief

# T系列连接器 T SERIES CONNECTOR

- 1、快速的推拉自锁系统;  
1、 Quick push-pull self-locking system;
- 2、焊接、压接和印制板型接插件针芯;  
2、 Soldering, crimping and printed board type connector pin core;
- 3、直式、90°弯角式;  
3、 Straight type, 90° bend angle type;
- 4、多种定位销选择可避免相似连接器之间的混插;  
4、 A variety of positioning pin options to avoid mixing between similar connectors;
- 5、全方位屏蔽效果, 抗电磁干扰;  
5、 All-round shielding effect, anti-electromagnetic interference;
- 6、定位销系统, G为标准定位销,用于连接器对位。  
6、 Positioning pin system, G is the standard positioning pin, used for connector alignment.

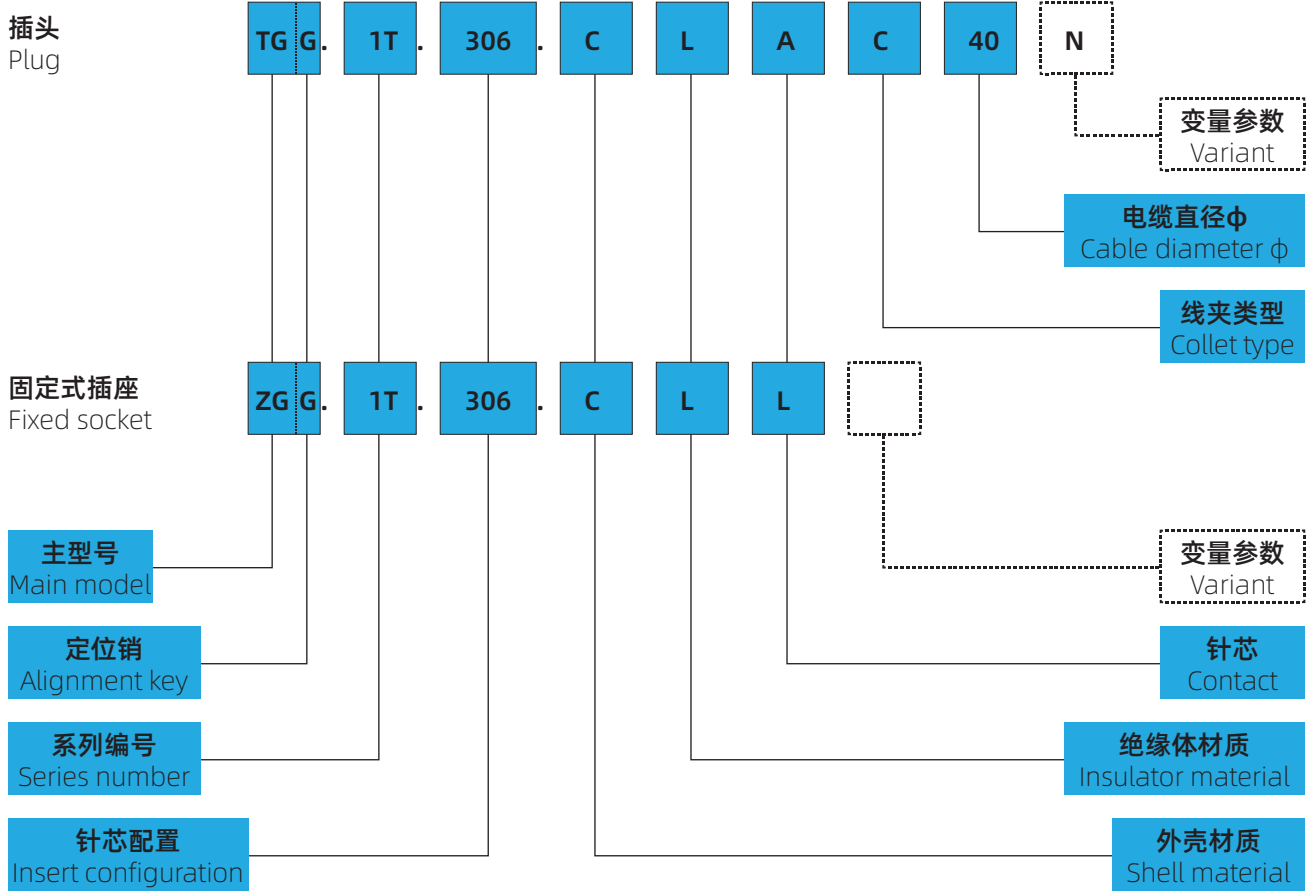


## 产品参数 PRODUCT PARAMETERS

锁紧方式 Coupling	推拉自锁式 Push-pull self-locking	盐雾测试 Salt spray test	> 96 h
工作温度 Operating temperature	-55°C ~ +200°C	抗冲击性能 Impact resistance	100g,6ms
最大潮湿 Maximum Humidity	在60 °C/140 °F时最高达到95% Up to 95% at 60 °C/140 °F	机械寿命 Mechanical life	> 1000次(Cycles)
屏蔽性能 Shielding performance	95dB(10MHz) 80dB(1GHz)	防护等级 Protection level	IP68
抗振动性能 Anti-vibration performance	15g[10~2000Hz]		

# T 系列 (T SERIES)

## T 系列产品编号规则 (T SERIES P/N RULES)



### 产品编号举例 (EXAMPLES OF P/N) :

TGG.1T.306.CLAC40N = 直式插头，定位销 (G)，带线夹，1T系列，多芯类型，6芯，黄铜镀铬外壳，PEEK绝缘体，焊接型 公针芯，适用于外径4.0mm电缆的D型线夹，带护套型号的尾盖。

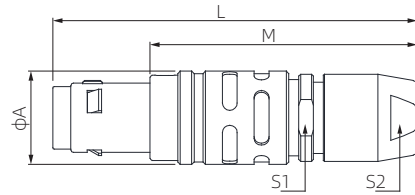
TGG.1T.306.CLAD40N = Straight plug with key (G) and cable collet, 1T series, multipole type with 6 contacts, outer shell in chrome-plated brass, PEEK insulator, male solder contacts, D type collet for 4.0 mm diameter cable and nut for fitting a bend relief.

ZGG.1T.306.CLL = 固定式插座，螺母固定，定位销 (G)，1T系列，多芯类型，6芯，黄铜镀铬外壳，PEEK绝缘体，焊接型 母针芯。

ZGG.1T.306.CLL = Fixed socket, nut fixing, with key (G), 1T series, multipole type with 6 contacts, outer shell in chrome-plated brass, PEEK insulator, female solder contacts.

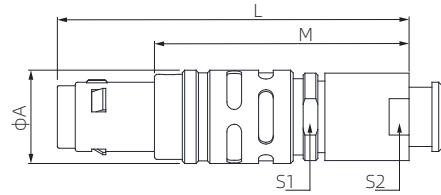


**TGG 直式插头 (TGG Straight plug)**  
电缆线夹



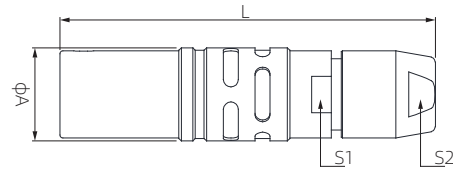
编号(Model)		尺寸(Size)					线缆外径 $\phi$	
型号(Type)	系列(Series)	A	L	M	S1	S2	最小(Min.)	最大(Max.)
TGG	TT	7.0	33.2	25.2	5.5	5.0	2.4	3.0
TGG	0T	9.5	39.0	29.0	7.5	7.0	1.0	5.0
TGG	1T	12.0	46.0	35.0	11.0	9.0	1.3	6.5
TGG	2T	15.0	55.0	43.0	14.0	12.0	1.3	8.5
TGG	3T	18.8	64.0	49.0	16.0	14.0	2.6	10.5

**TGG 直式插头 (TGG Straight plug)**  
电缆线夹和带护套型的尾盖



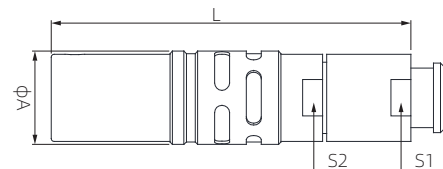
编号(Model)		尺寸(Size)					线缆外径 $\phi$	
型号(Type)	系列(Series)	A	L	M	S1	S2	最小(Min.)	最大(Max.)
TGG	TT	7.0	33.7	24.7	5.5	6.0	2.4	3.0
TGG	0T	9.5	38.0	28.0	7.5	7.0	1.0	5.0
TGG	1T	12.0	45.0	34.0	11.0	9.0	1.3	6.5
TGG	2T	15.0	54.0	42.0	14.0	12.0	1.3	8.5
TGG	3T	18.8	62.0	47.0	16.0	15.0	2.6	10.5

**DHG 浮动式插座(DHG Free socket)**  
电缆线夹



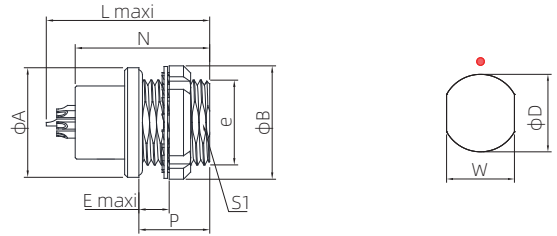
编号(Model)		尺寸(Size)					线缆外径 $\phi$	
型号(Type)	系列(Series)	A	L	M	S1	S2	最小(Min.)	最大(Max.)
DHG	TT	7.0	32.0	5.5	5.0		2.4	3.0
DHG	0T	9.5	38.0	7.5	7.0		1.0	5.0
DHG	1T	12.0	43.5	11.0	9.0		1.3	6.5
DHG	2T	15.0	52.0	14.0	12.0		1.3	8.5
DHG	3T	18.8	61.5	16.0	14.0		2.6	10.5

**DHG 浮动式插座(DHG Free socket)**  
电缆线夹和带护套型的尾盖



编号(Model)		尺寸(Size)					线缆外径 $\phi$	
型号(Type)	系列(Series)	A	L	M	S1	S2	最小(Min.)	最大(Max.)
DHG	TT	7.0	31.5	5.5	6.0		2.4	3.0
DHG	0T	9.5	37.0	7.5	7.0		1.0	5.0
DHG	1T	12.0	42.5	11.0	9.0		1.3	6.5
DHG	2T	15.0	51.0	14.0	12.0		1.3	8.5
DHG	3T	18.8	60.0	16.0	14.0		2.6	10.5

**MEG 固定式插座 (MEG Fixed socket)**  
螺母固定, 水密或真空密封, 后面板安装



编号 (Model)		尺寸 (Size)									开孔尺寸 (Hole opening size)	
型号 (Type)	系列 (Series)	A	B	e	E	L	N	P	S1	W	D	
MEG	TT	10.0	10.0	M7*0.5	4.5	18.0	15.0	7.0	6.3	6.4	7.1	
MEG	0T	12.0	12.0	M9*0.6	6.5	22.0	18.5	9.0	8.2	8.3	9.1	
MEG	1T	15.5	16.0	M12*1	6.5	26.0	21.5	10.0	10.5	10.6	12.1	
MEG	2T	18.5	20.0	M15*1	7.5	30.5	25.0	11.0	13.5	13.6	15.1	



**定位销 (T系列)**  
ALIGNMENT KEY (T SERIES)

**定位销和极性定位销组合 (ALIGNMENT KEY AND POLARIZED KEYING SYSTEM)**

T系列连接器外壳型号由三个字母组成, 最后一个字母表示定位销位置和针芯类型(公针芯或母针芯)。

T series connector housing part numbers are composed of three letters. The last letter indicates the key position and the contact type (male or female).

	编号 Ref.	针芯类型 Contact type	
		插头 Plug	插座 Socket
	<b>G</b>	公针芯 Male	母针芯 Female
	<b>A</b>	公针芯 Male	母针芯 Female
	<b>D</b>	公针芯 Male	母针芯 Female
	<b>L</b>	母针芯 Female	公针芯 Male
	<b>J</b>	母针芯 Female	公针芯 Male



## 线夹(T系列) COLLETS (T SERIES)

### 适用于T系列的C型和K型线夹 (C AND K TYPE COLLETS FOR T SERIES)

C型(Type)



TT

OT

1T

2T

编号 Reference		电缆(Cable)Ø		注 Note
类型 Type	编码 Code	最大值 Max.	最小值 Min.	
C	27	2.6	2.4	
C	31	3.0	2.7	
C	10	1.2	1.0	1)
C	15	1.5	1.3	1)
C	20	2.0	1.6	1)
C	25	2.5	2.1	
C	30	3.0	2.6	
C	35	3.5	3.1	
C	40	4.0	3.6	
C	45	4.5	4.1	
C	50	5.0	4.6	
C	15	1.5	1.3	
C	20	2.0	1.6	
C	25	2.5	2.1	
C	30	3.0	2.6	
C	35	3.5	3.1	
C	40	4.0	3.6	
C	45	4.5	4.1	
C	50	5.0	4.6	
C	55	5.5	5.1	
C	60	6.0	5.6	
C	65	6.5	6.1	
K	70	7.0	6.6	2)
K	75	7.5	7.1	2)
K	80	8.0	7.6	2)
K	85	8.5	8.1	2)
C	15	1.5	1.3	
C	20	2.0	1.6	
C	25	2.5	2.1	
C	30	3.0	2.6	
C	35	3.5	3.1	
C	40	4.0	3.6	
C	45	4.5	4.1	

2T

3T

编号 Reference		电缆(Cable)Ø		注 Note
类型 Type	编码 Code	最大值 Max.	最小值 Min.	
C	50	5.0	4.6	
C	55	5.5	5.1	
C	60	6.0	5.6	
C	65	6.5	6.1	
C	70	7.0	6.6	
C	75	7.5	7.1	
C	80	8.0	7.6	
C	85	8.5	8.1	
K	90	9.0	8.6	3)
K	95	9.5	9.1	3)
K	10	10.0	9.6	3)
K	11	10.5	10.1	3)
C	30	3.0	2.6	
C	35	3.5	3.1	
C	40	4.0	3.6	
C	45	4.5	4.1	
C	50	5.0	4.6	
C	55	5.5	5.1	
C	60	6.0	5.6	
C	65	6.5	6.1	
C	70	7.0	6.6	
C	75	7.5	7.1	
C	80	8.0	7.6	
C	85	8.5	8.1	
C	90	9.0	8.6	
C	95	9.5	9.1	
C	10	10.0	9.6	
C	11	10.5	10.1	
K	11	12.0	10.6	
K	12	12.8	12.1	
K	13	13.5	12.9	
K	14	14.0	13.6	
K	15	15.0	14.1	4)

注(Note):

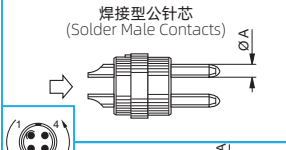
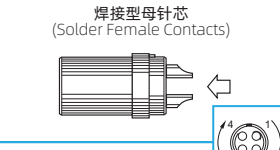
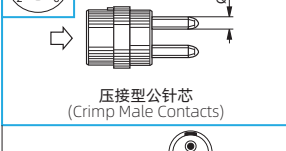
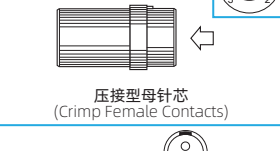




























































































所有尺寸单位为毫米mm  
All dimensions are in millimetres.

- 1) 护套的最小内径为 2.5 mm (TPU) / 1.7mm (硅胶)  
The inner diameter of the smallest bend relief available is 2.5 mm (in TPU) / 1.7 mm (in silicone)
- 2) 使用2B的护套  
For 2B bend relief
- 3) 使用3B的护套  
For 3B bend relief
- 4) 护套的最大内径为14.5mm  
The inner diameter of the largest bend relief available is 14.5 mm.



## 针芯配置(B, K, T系列) INSERT CONFIGURATION (B, K, T SERIES)

### 多芯 (MULTIPOLE)

	 焊接型公针芯 (Solder Male Contacts)	 焊接型母针芯 (Solder Female Contacts)	 压接型公针芯 (Crimp Male Contacts)	 压接型母针芯 (Crimp Female Contacts)	编号(Reference) 针芯数量(NO. of Contacts)	ØA (mm)	针芯类型 (Contact type)				焊接针芯 (Solder contact)		压接针芯 (Crimp contact)		额定电流(Rated current)(A)	
							焊接针芯(Solder contact)	压接针芯(Crimp contact)	印制板接直针芯(Print straight)	印制板接弯角针芯(Print elbow)	测试电压(Test voltage)针芯-针芯(Contact-contact)(kV rms)	测试电压(Test voltage)针芯-外壳(Contact-shell)(kV rms)	测试电压(Test voltage)针芯-针芯(Contact-contact)(kV rms)	测试电压(Test voltage)针芯-外壳(Contact-shell)(kV rms)		
00					302	2	0.5	●	●	●	●	1.00	0.95	1.15	1.20	3.5
					303	3	0.5	●	●	●	●	0.80	0.95	1.35	1.20	3.0
					304	4	0.5	●	●	●	●	0.80	0.65	1.05	1.20	2.0
					305	5	0.35	●	-	●	-	0.70	1.00	-	-	1.7
					306	6	0.35	●	-	-	-	0.60	0.75	-	-	1.5
	0B 0K 0T					302	2	0.9	●	●	●	●	1.00	1.05	1.45	1.20
					303	3	0.9	●	●	●	●	1.20	0.90	1.70	1.60	8.0 <sup>1)</sup>
					304	4	0.7	●	●	●	●	0.85	0.70	1.35	1.10	7.0 <sup>1)</sup>
					305	5	0.7	●	●	●	●	1.00	0.70	1.25	1.20	6.5 <sup>1)</sup>
					306	6	0.5	●	○ <sup>3)</sup>	●	●	0.85	0.65	1.40	1.20	2.5
					307	7	0.5	●	○ <sup>3)</sup>	●	●	0.80	0.70	1.40	1.20	2.5
					309	9	0.5	●	○ <sup>3)</sup>	●	●	0.60	0.50	1.00	0.85	2.0
					312	12	0.35	●	-	●	-	0.80	1.00	-	-	1.5
1B 1K 1T					302	2	1.3	●	●	●	●	1.50	1.35	1.70	1.45	15.0 <sup>2)</sup>
					303	3	1.3	●	●	●	●	1.30	1.55	1.60	1.85	12.0
					304	4	0.9	●	●	●	●	1.35	1.45	1.70	1.80	10.0 <sup>1)</sup>
					305	5	0.9	●	●	●	●	1.25	1.15	1.30	1.55	9.0 <sup>1)</sup>
					306	6	0.7	●	●	●	●	1.05	1.20	1.35	1.45	7.0 <sup>1)</sup>
					307	7	0.7	●	●	●	●	0.95	1.05	1.45	1.45	7.0 <sup>1)</sup>
					308	8	0.7	●	●	●	●	0.95	1.15	1.30	1.30	5.0
					310	10	0.5	●	○ <sup>3)</sup>	●	●	0.90	1.50	1.20	1.80	2.5
					314	14	0.5	●	○ <sup>3)</sup>	●	●	0.80	1.20	0.95	1.60	2.0
					316	16	0.5	●	○ <sup>3)</sup>	●	○	0.80	1.25	0.95	1.60	1.5

- 常规型号, 首先考虑选择  
First choice alternative
- 特殊型号, 有特殊需求时选择  
Special order alternative

注(Note):

- 插座配印制板接90°弯角针芯时, 额定电流为6A。  
Rated current = 6A for socket with elbow (90°) contact for printed circuit.
- 插座配印制板接90°弯角针芯时, 额定电流为12A。  
Rated current = 12A for socket with elbow (90°) contact for printed circuit.
- 仅适用于配公针芯的连接器。  
Only for connectors with male contact.

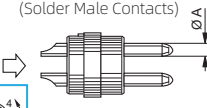
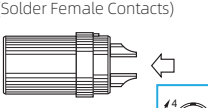






























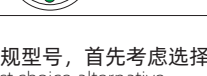

- K系列的测试电压(KV)针芯-外壳略低于表格中B系列的参数。  
Test voltage (kV) contact-shell is slightly lower for K series (values here are for B series).



## 针芯配置(B, K, T系列) INSERT CONFIGURATION (B, K, T SERIES)

### 多芯 (MULTIPOLE)

2B  
2K  
2T

	 焊接型公针芯 (Solder Male Contacts)		 焊接型母针芯 (Solder Female Contacts)		编号 (Reference)	针芯数量 (NO. of Contacts)	ØA (mm)	针芯类型 (Contact type)				焊接针芯 (Solder contact)		压接针芯 (Crimp contact)		额定电流 (Rated current)(A)
	焊接针芯 (Solder contact)	压接针芯 (Crimp contact)	印制板接直针芯 (Print (straight))	印制板接弯角针芯 (Print (elbow))				测试电压 (Test voltage) 针芯-针壳 (Contact-contact) (kV rms)	测试电压 (Test voltage) 针芯-外壳 (Contact-shell) (kV rms)	测试电压 (Test voltage) 针芯-针壳 (Contact-contact) (kV rms)	测试电压 (Test voltage) 针芯-外壳 (Contact-shell) (kV rms)					
		302	2	2.0	●	●	●	●	2.10	1.75	2.85	2.70	25.0 <sup>2)</sup>			
		303	3	1.6	●	●	●	●	2.40	1.85	1.90	1.90	17.0 <sup>2)</sup>			
		304	4	1.3	●	●	●	●	1.85	1.85	2.20	2.20	15.0 <sup>2)</sup>			
		305	5	1.3	●	●	●	●	1.75	1.60	2.15	2.15	14.0 <sup>2)</sup>			
		306	6	1.3	●	●	●	●	1.35	1.45	2.00	2.35	12.0			
		307	7	1.3	●	●	●	●	1.75	1.60	1.95	2.15	11.0			
		308	8	0.9	●	●	●	●	1.50	1.25	1.95	1.95	10.0 <sup>1)</sup>			
		310	10	0.9	●	●	●	●	1.45	1.30	1.80	2.10	8.0 <sup>1)</sup>			
		312	12	0.7	●	●	●	●	1.25	1.35	1.65	2.00	7.0 <sup>1)</sup>			
		314	14	0.7	●	●	●	●	1.15	1.35	1.55	1.95	6.5 <sup>1)</sup>			
		316	16	0.7	●	●	●	●	0.95	1.25	1.55	1.75	6.0			
		318	18	0.7	●	●	●	●	0.85	1.20	1.45	2.10	5.5			
		319	19	0.7	●	●	●	●	0.95	1.25	1.55	1.65	5.0			
		326	26	0.5	●	-	●	○	0.95	1.30	-	-	2.0			
		332	32	0.5	●	-	●	○	0.80	1.20	-	-	1.5			
		514	8	0.7	-	●	-	-	-	-	1.60	1.50	10			

- 常规型号, 首先考虑选择  
First choice alternative
- 特殊型号, 有特殊需求时选择  
Special order alternative

注 (Note):

- 插座配印制板接90°弯角针芯时, 额定电流为6A。  
Rated current = 6A for socket with elbow (90°) contact for printed circuit.
- 插座配印制板接90°弯角针芯时, 额定电流为12A。  
Rated current = 12A for socket with elbow (90°) contact for printed circuit.
- K系列的测试电压(KV)针芯-外壳略低于表中B系列的参数。  
Test voltage (kV) contact-shell is slightly lower for K series (values here are for B series).

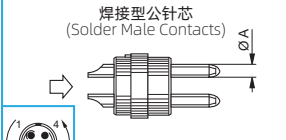
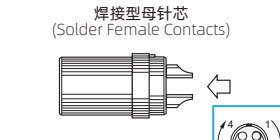




















































































## 针芯配置(B, K, T系列) INSERT CONFIGURATION (B, K, T SERIES)

### 多芯 (MULTIPOLE)

3B  
3K  
3T

	 焊接型公针芯 (Solder Male Contacts)		 焊接型母针芯 (Solder Female Contacts)		编号 (Reference)	针芯数量 (NO. of Contacts)	ØA (mm)	针芯类型 (Contact type)				焊接针芯 (Solder contact)		压接针芯 (Crimp contact)		额定电流 (Rated current) (A)
	焊接针芯 (Solder contact)	压接针芯 (Crimp contact)	印制板接直针芯 (Print (straight))	印制板接弯角针芯 (Print (elbow))				测试电压 (Test voltage) 针芯-针芯 (Contact-contact) (kV rms)	测试电压 (Test voltage) 针芯-外壳 (Contact-shell) (kV rms)	测试电压 (Test voltage) 针芯-针芯 (Contact-contact) (kV rms)	测试电压 (Test voltage) 针芯-外壳 (Contact-shell) (kV rms)					
				302	2	3.0	●	●	○	-	2.10	1.55	2.30	1.80	35.0	
				303	3	2.0	●	●	●	○	1.90	1.50	3.20	2.65	25.0	
				304	4	2.0	●	●	●	●	1.45	1.25	2.50	2.20	19.0	
				305	5	1.6	●	●	●	○	1.90	1.25	2.40	1.75	19.0	
				306	6	1.6	●	●	●	●	1.60	1.15	1.90	1.80	17.0	
				307	7	1.6	●	●	●	○	1.70	1.25	2.00	2.05	15.0	
				308	8	1.3	●	●	●	●	1.65	1.15	1.85	1.75	13.0	
				309	8	1.3	●	●	●	-	1.35	1.05	1.10	1.05	6.0	
				309	1	2.0	●	●	●	-	1.35	1.05	1.10	1.05	15.0	
				310	10	1.3	●	●	●	●	1.25	0.90	1.50	1.80	12.0	
				312	12	0.9	●	●	●	●	1.45	1.00	1.65	1.85	9.0	
				314	14	0.9	●	●	●	●	1.20	1.20	1.80	1.65	9.0 <sup>1)</sup>	
				316	16	0.9	●	●	●	●	1.20	0.85	1.80	1.50	8.0	
				318	18	0.9	●	●	●	●	1.20	1.05	1.85	1.60	7.0	
				320	20	0.7	●	●	●	●	1.00	0.90	1.35	1.55	6.0	
				322	22	0.7	●	●	●	○	1.00	0.90	1.70	1.45	5.5	
				324	24	0.7	●	●	●	●	0.95	0.80	1.35	1.35	4.0	
				326	26	0.7	●	●	●	○	0.95	0.70	1.50	1.30	4.0	
				330	30	0.7	●	●	●	●	0.80	0.70	1.35	1.20	3.5	
				332	32	0.7	●	○	●	○	0.75	0.70	-	-	3.0	

注 (Note):

- 插座配印制板接90°弯角针芯时, 额定电流为6A。  
Rated current = 6A for socket with elbow (90°) contact for printed circuit.
- K系列的测试电压(KV)针芯-外壳略低于表格中B系列的参数。  
Test voltage (kV) contact-shell is slightly lower for K series (values here are for B series).

- 常规型号, 首先考虑选择  
First choice alternative
- 特殊型号, 有特殊需求时选择  
Special order alternative

# F系列连接器 F SERIES CONNECTOR

- 1、安全的六瓣式插拔自锁系统;  
1、 Safe six-flap push-pull self-locking system;
- 2、能够达到水密与气密要求;  
2、 Can meet the requirements of water tight and air tight;
- 3、高密度安装, 节省空间;  
3、 High density installation to save space;
- 4、坚固外壳设计适用于极度恶劣的工作环境;  
4、 Rugged housing design for extremely harsh working environment;
- 5、360° 屏蔽提供全方位的EMC防护(抗电磁干扰);  
5、 360° shielding provides a full range of EMC protection (anti-electromagnetic interference);
- 6、多种键位选择, 避免相似连接器之间的混插。  
6、 A variety of key options, to avoid mixing between similar connectors.

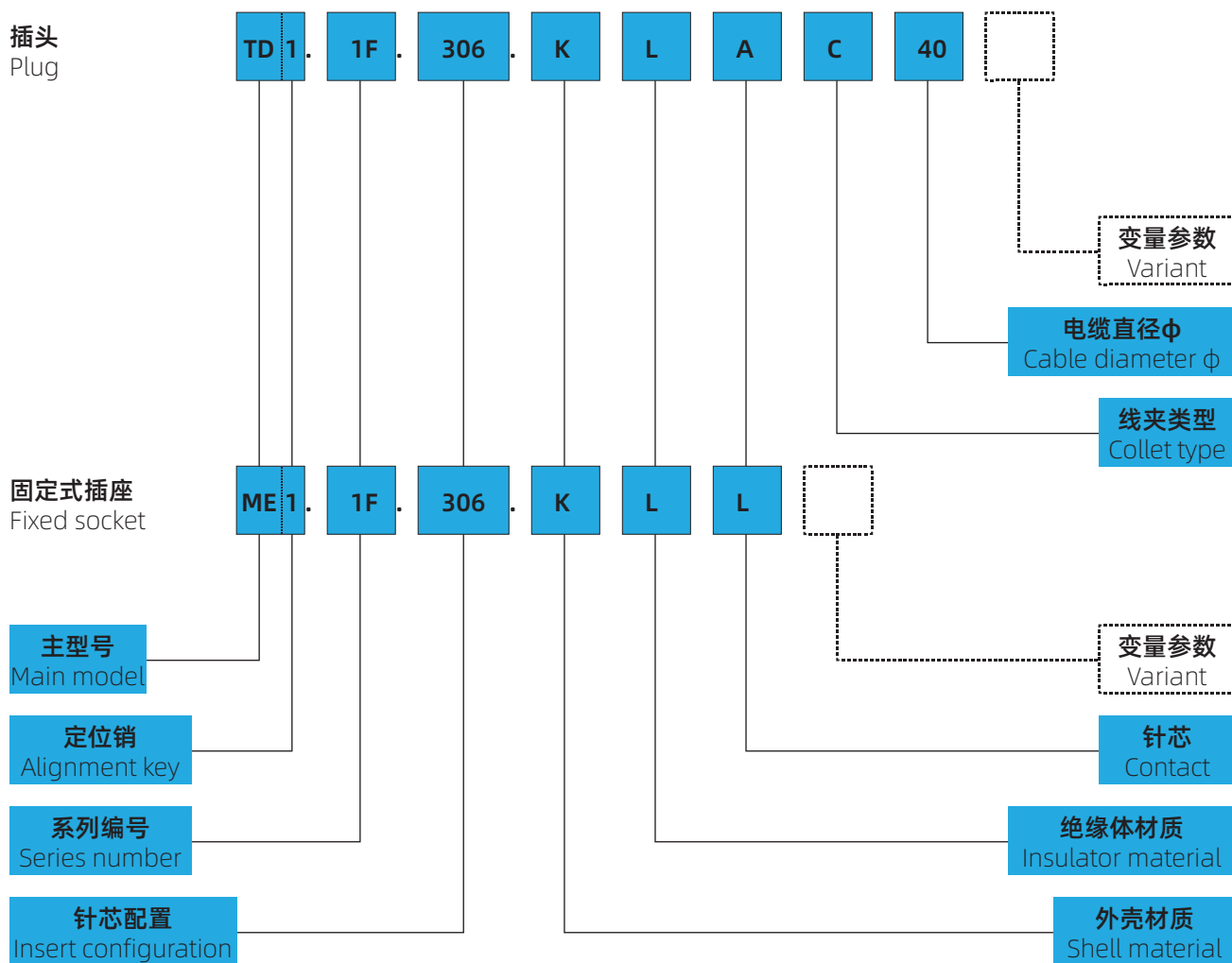


## 产品参数 PRODUCT PARAMETERS

锁紧方式 Coupling	推拉自锁式 Push-pull self-locking	盐雾测试 Salt spray test	> 96h
工作温度 Operating temperature	-45°C ~ +125°C	抗冲击性能 Impact resistance	100g,6ms
最大潮湿 Maximum humidity	在60 °C/140 °F 时最高达到95% Up to 95% at 60 °C/140 °F	机械寿命 Mechanical life	> 1000次(Cycles)
屏蔽性能 Shielding performance	95dB(10MHz) 80dB(1GHz)	防护等级 Protection level	IP68
抗振动性能 Anti-vibration performance	15g[10~20000Hz]		

# F 系列 (F SERIES)

## F 系列产品编号规则 (F SERIES P/N RULES)



### 产品编号举例 (EXAMPLES OF P/N) :

**TD1.1F.306.KLAC40** = 直式插头, 定位销 (1), 带线夹, 1F系列, 多芯类型, 6芯, 黄铜镀黑铬外壳, PPS绝缘体, 焊接型 公针芯, 适用于外径4.0-6.0mm电缆的C型线夹。

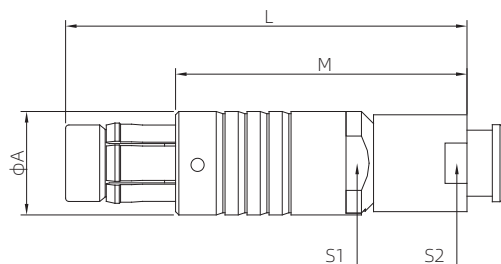
TD1.1F.306.KLAC40 = Straight plug with key (1) and cable collet, 1F series, multipole type with 6 contacts, outer shell in chrome-plated brass, PPS insulator, male solder contacts, C type collet for 4.0-6.0 mm diameter cable.

**ME1.1F.306.KLL** = 固定式插座, 螺母固定, 定位销 (1), 1F系列, 多芯类型, 6芯, 黄铜镀黑铬外壳, PPS绝缘体, 焊接型 母针芯。

ME1.1F.306.KLL = Fixed socket, nut fixing, with key (1), 1F series, multipole type with 6 contacts, outer shell in chrome-plated brass, PPS insulator, female solder contacts.

### TL1 直式插头(TL1 Straight plug)

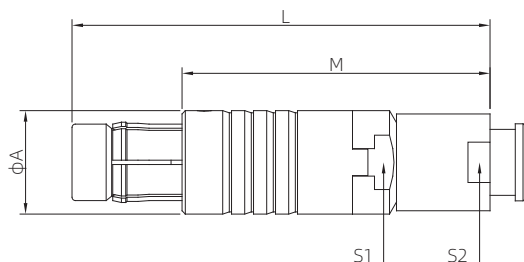
定位销(1,2,3), 电缆线夹



编号(Model)		尺寸(Size)					适配电缆夹(Adapted collet)	
型号(Type)	系列(Series)	A	L	M	S1	S2	最小(Min.)	最大(Max.)
TL1	0F	9.4	35.7	25.7	8.0	7.0	3.2	5.0
TL1	1F	12.0	43.5	32.5	10.0	9.0	4.2	7.0
TL1	AF	13.0	44.5	44.5	12.0	11.0	5.2	8.0
TL1	2F	15.0	46.5	44.5	13.0	12.0	5.2	10.0

### TM1 直式防水型插头(TM1 Straight waterproof plug)

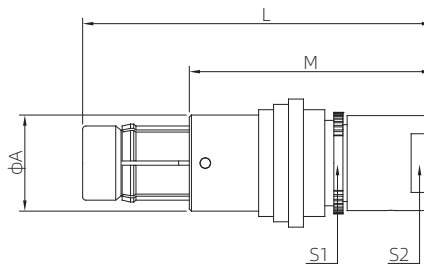
定位销(1,2,3), 电缆线夹



编号(Model)		尺寸(Size)					适配电缆夹(Adapted collet)	
型号(Type)	系列(Series)	A	L	M	S1	S2	最小(Min.)	最大(Max.)
TM1	0F	9.4	37.2	27.2	8.0	7.0	3.2	5.0
TM1	1F	12.0	45.0	34.0	10.0	9.0	4.2	7.0
TM1	AF	13.0	46.0	36.0	12.0	11.0	5.2	8.0
TM1	2F	15.0	48.0	36.0	13.0	12.0	5.2	10.0

### TD1 短款直型插头(TD1 Straight short plug)

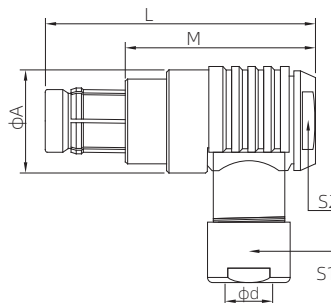
定位销(1,2,3), 电缆线夹



编号(Model)		尺寸(Size)					适配电缆夹(Adapted collet)	
型号(Type)	系列(Series)	A	L	M	S1	S2	最小(Min.)	最大(Max.)
TD1	0F	9.0	33.0	23.0	8.0	7.0	3.2	5.0
TD1	1F	12.0	37.0	26.0	11.0	9.0	4.2	7.0
TD1	AF	12.3	40.0	30.0	11.0	11.0	5.2	8.0
TD1	2F	15.0	43.0	31.0	13.0	12.0	5.2	10.0

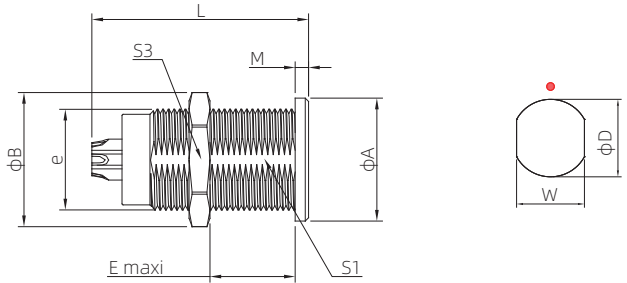
### TW1 短款直型插头(TW1 Straight short plug)

定位销(1,2,3), 电缆线夹



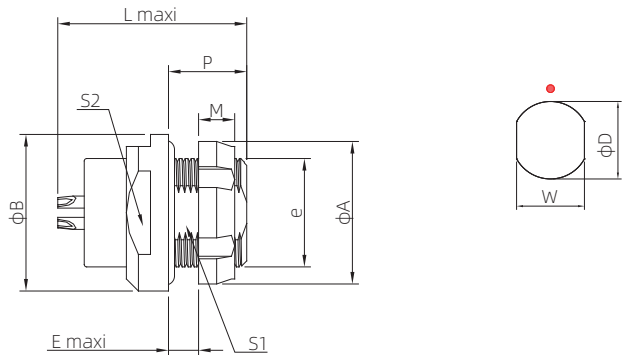
编号(Model)		尺寸(Size)					适配电缆夹(Adapted collet)		
型号(Type)	系列(Series)	A	L	M	H	S1	S2	最小(Min.)	最大(Max.)
TW1	0F	12.0	33.0	23.0	25.0	7.0	8.0	3.2	5.0
TW1	1F	15.0	38.0	28.7	31.0	10.0	11.0	4.2	7.0
TW1	AF	17.0	40.0	30.0	33.0	12.0	12.0	5.2	8.0
TW1	2F	19.0	45.0	33.0	37.0	13.0	14.0	5.2	10.0

**ZG1 固定式插座(ZG1 Fixed socket)**  
定位销(1,2,3), 电缆线夹



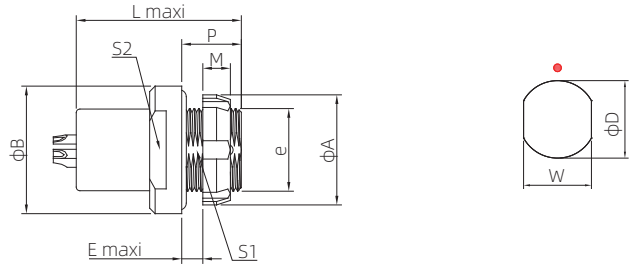
编号(Model)		尺寸(Size)								开孔尺寸(hole opening size)	
型号(Type)	系列(Series)	W	L	M	e	E	S1	S3	W	D	
ZG1	0F	11.0	18.9	1.5	M9*0.5	9.0	8.2	11.0	8.3	9.1	
ZG1	1F	14.0	23.9	1.5	M12*1	8.0	10.0	14.0	10.1	12.1	
ZG1	AF	16.0	23.3	2.0	M14*1	10.0	12.0	16.0	12.1	14.1	
ZG1	2F	19.0	25.8	2.2	M15*1	11.0	13.0	17.0	13.1	15.1	

**MD1 短款固定式插座(MD1 Fixed socket)**  
定位销(1,2,3), 电缆线夹



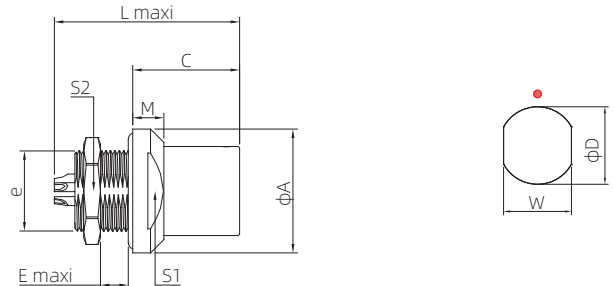
编号(Model)		尺寸(Size)								开孔尺寸(hole opening size)		
型号(Type)	系列(Series)	A	B	L	M	e	P	E	S1	S2	W	D
MD1	0F	12.0	13.0	15.7	3.0	M9*0.5	6.5	3.0	8.2	11.0	8.3	9.1

**ME1 固定式插座(ME1 Fixed socket)**  
定位销(1,2,3), 电缆线夹



编号(Model)		尺寸(Size)								开孔尺寸(hole opening size)		
型号(Type)	系列(Series)	A	B	L	P	M	e	E	S1	S2	W	D
ME1	0F	12.0	14.0	19.2	6.5	3.0	M9*0.5	3.0	8.2	11.0	8.3	9.1
ME1	1F	18.0	18.0	24.8	8.0	3.5	M14*1	4.0	12.5	15.0	12.6	14.1
ME1	AF	18.0	18.0	23.1	7.0	3.5	M14*1	3.0	12.0	15.0	12.1	14.1
ME1	2F	20.8	20.8	24.2	8.0	3.5	M16*1	4.0	14.3	16.0	14.4	16.1

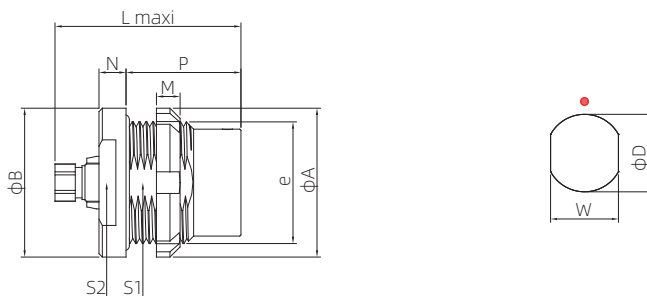
**MH1 固定式插座(MH1 Fixed socket)**  
定位销(1,2,3), 电缆线夹



编号(Model)		尺寸(Size)								开孔尺寸(hole opening size)	
型号(Type)	系列(Series)	A	E	C	L	M	e	S1	S2	W	D
MH1	0F	11.0	3.5	10.2	20.0	2.5	M9*0.5	11.0	11.0	8.3	9.1
MH1	1F	14.0	4.0	13.0	23.9	3.0	M14*1	14.0	14.0	12.6	14.1
MH1	AF	19.0	4.0	12.0	23.3	3.0	M14*1	15.0	14.0	12.1	14.1
MH1	2F	21.8	3.5	16.0	25.8	4.0	M16*1	17.0	19.0	14.4	16.1



**MK1 固定式插座(MK1 Fixed socket)**  
定位销(1,2,3), 电缆线夹

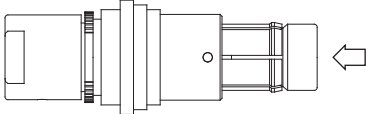
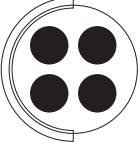
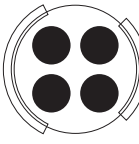
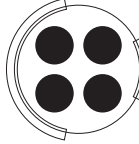
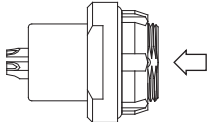
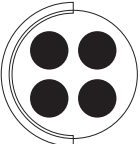

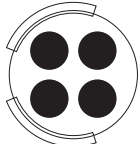


编号(Model)		尺寸(Size)								开孔尺寸(hole opening size)			
型号(Type)	系列(Series)	A	B	P	L	N	M	e	S1	S2	W	D	
MK1	0F	13.0	14.0	10.0	17.0	3.5	3.5	M10*0.5	9.0	11.0	9.1	10.1	
MK1	1F	18.0	18.0	17.5	24.0	4.5	3.5	M14*1	12.0	15.0	12.1	14.1	
MK1	AF	18.0	19.0	16.5	23.0	4.5	3.5	M15*1	13.0	15.0	13.1	15.1	
MK1	2F	22.0	22.0	17.0	27.0	4.0	3.5	M18*1	16.0	17.0	16.1	18.1	



**定位片(F系列)**

KEY CODES (F SERIES)

插头插座(Plug&Socket)	图例(Legend)		
	<p>单定位片 (Singal)</p> 	<p>双定位片1 (Double 1)</p> 	<p>双定位片2 (Double 2)</p> 
			
定位片代号.(Key codes No.)	1	2	3



## 针芯配置(F系列)

INSERT CONFIGURATION (F SERIES)

### 多芯 (MULTIPOLE)

	焊接型公针芯 (Solder Male Contacts)	焊接型母针芯 (Solder Female Contacts)	编号 (Reference)	针芯数量 (NO. of Contacts)	ØA (mm)	接触电阻(mΩ) (Contact resistance)	焊接针芯 (Solder contact)		工作电流(A) (Operating current)	
							测试电压(V) (Test voltage)	工作电压(V) (Operating voltage)		
<b>0F</b>			302	2	0.9	6	1000	500	10	
			303	3	0.9	6	875	400	8	
			304	4	0.7	7.5	875	300	7	
			305	5	0.7	7.5	750	300	6.5	
			307	7	0.5	10	750	300	2.5	
			309	9	0.5	10	600	200	2	
			310	10	0.4	10	600	200	2	
	<b>1F</b>			302	2	1.3	5	1500	500	15
				303	3	1.3	5	1300	430	12
				304	4	0.9	6	1300	430	10
			305	5	0.9	6	1250	415	9	
			306	6	0.7	7.5	1050	350	7	
			307	7	0.7	7.5	950	315	7	
			308	8	0.7	7.5	950	315	5	
			310	10	0.5	1.0	900	300	2.5	
			312	12	0.5	10	800	260	2	
			316	16	0.5	10	800	260	2	
<b>AF</b>			310	10	0.7	7.5	1500	500	4.5	
			312	12	0.7	7.5	1500	500	4.2	
			315	15	0.9	6	1600	250	5.3	
			319	19	0.5	10	900	300	2.5	

# W系列连接器 W SERIES CONNECTOR

- 1、安全的推拉自锁系统;  
1、 Security of the Push-Pull latching system;
- 2、多芯类型2~30芯;  
2、 Multipole types 2 to 30 contacts;
- 3、高密度安装, 节省空间;  
3、 High packing density for space savings;
- 4、定位销系统(G为标准定位销)用于连接器对位;  
4、 Keying system (G key standard) for connector alignment;
- 5、坚固外壳设计适用于极度恶劣的工作环境;  
5、 Rugged housing for extreme working conditions;
- 6、焊接和印制板接针芯(直式和弯角式);  
6、 Solder, crimp or print (straight or elbow) contacts;
- 7、多种键位选择, 避免相似连接器之间的混插;  
7、 Multiple key options to avoid cross mating of similar connectors;
- 8、360°屏蔽提供全方位的EMC防护(抗电磁干扰)。  
8、 360° screening for full EMC shielding.

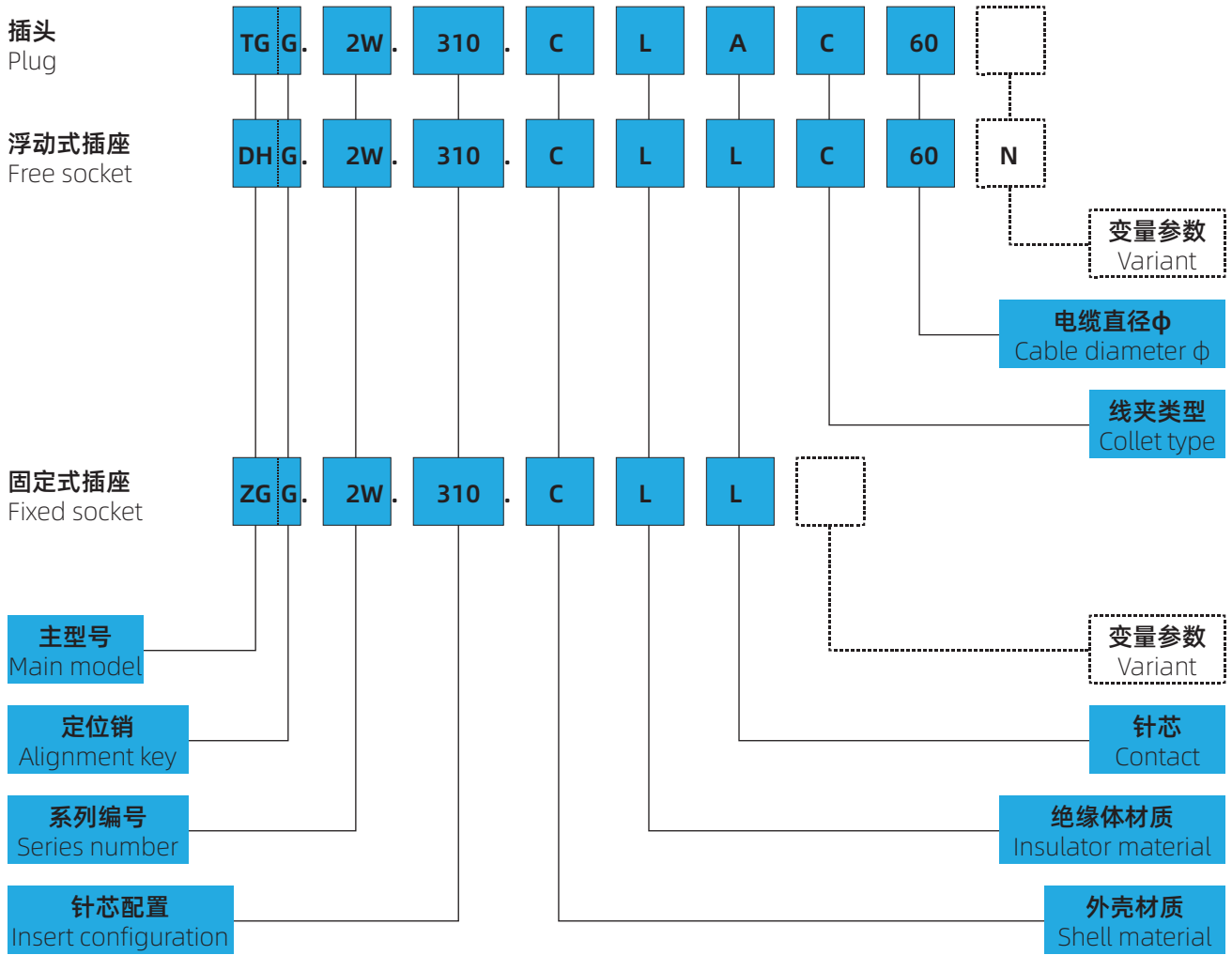


## 产品参数 PRODUCT PARAMETERS

锁紧方式 Coupling	螺纹连接 Threaded connection	盐雾测试 Salt spray test	> 96h
工作温度 Operating temperature	-45°C ~ +125°C	抗冲击性能 Impact resistance	100g,6ms
最大潮湿 Maximum humidity	在60 °C/140 °F时最高达到95% Up to 95% at 60 °C/140 °F	机械寿命 Mechanical life	> 1000次(Cycles)
水下使用范围 Underwater use depth	0 - 100M	防护等级 Protection level	IP68

# W 系列 (W SERIES)

## W 系列产品编号规则 (W SERIES P/N RULES)



## 产品编号举例 (EXAMPLES OF P/N) :

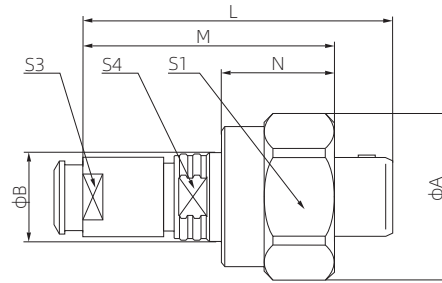
**FGG.2W.310.CLAC60** = 直式插头, 定位销 (G), 带线夹, 2W系列, 多芯类型, 10芯, 黄铜镀铬外壳, PPS绝缘体, 焊接型 公针芯, 适用于外径5.0-6.0mm电缆的C型线夹。  
 FGG.2W.310.CLAC60 = Straight plug with key (G) and cable collet, 2W series, multipole type with 10 contacts, outer shell in chrome-plated brass, PPS insulator, male solder contacts, C type collet for 5.0-6.0 mm diameter cable.

**PHG.2W.310.CLLC60N** = 浮动式插座, 定位销 (G), 带线夹, 2W系列, 多芯类型, 10芯, 黄铜镀铬外壳, PPS绝缘体, 焊接型 母针芯, 适用于外径5.0-6.0mm电缆的C型线夹, 带护套型号的尾盖。  
 PHG.2W.310.CLLC60N = Free socket with key (G) and cable collet, 2W series, multipole type with 10 contacts, outer shell in chromeplated brass, PPS insulator, female solder contacts, C type collet for 5.0-6.0 mm diameter cable and nut for fitting a bend relief.

**EGG.2W.310.CLL** = 固定式插座, 螺母固定, 定位销 (G), 2W系列, 多芯类型, 10芯, 黄铜镀铬外壳, PPS绝缘体, 焊接型 母针芯。  
 EGG.2W.310.CLL = Fixed socket, nut fixing, with key (G), 2W series, multipole type with 10 contacts, outer shell in chrome-plated brass, PPS insulator, female solder contacts.

### FVG 直式插头 (FVG Straight plug)

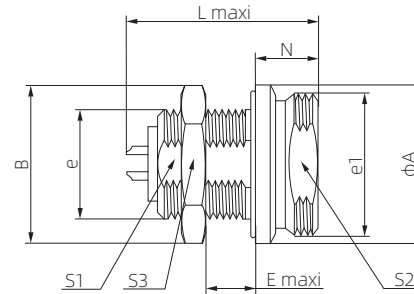
定位销(G)或定位销(A...B和L), 电缆线夹和螺母固定护套



编号(Model)		尺寸(Size)								
型号(Type)	系列(Series)	A	B	L	M	N	S1	S3	S4	
FVG	0W	17.2	10.0	36.0	30.8	13.5	16.0	7.0	8.0	
FVG	1W	19.3	12.0	43.2	35.1	14.0	18.0	9.0	10.0	
FVG	2W	23.5	16.0	52.5	43.0	15.5	22.0	12.0	13.0	

### EVG 固定式插座(EVG Fixed socket)

螺母固定, 定位销(G)或定位销(A,B和L)



编号(Model)		尺寸(Size)									
型号(Type)	系列(Series)	A	B	e	e1	E	L	N	S1	S2	S3
EVG	0W	16.2	16.0	M12*1	M14*1	4.0	21.7	8.0	10.5	12.5	14.0
EVG	1W	18.3	19.5	M14*1	M16*1	8.0	27.0	8.0	12.5	14.5	17.0
EVG	2W	22.5	21.8	M16*1	M20*1	9.0	30.7	9.0	14.5	18.5	19.0



### 定位销(W系列)

ALIGNMENT KEY (W SERIES)

### 定位销和极性定位销组合 (ALIGNMENT KEY AND POLARIZED KEYING SYSTEM)

W系列连接器外壳型号由三个字母组成, 最后一个字母表示定位销位置和针芯类型(公针芯或母针芯)。

W series connector shell model part numbers are composed of three letters. The last letter indicates the key position and the contact type (male or female).

插座正视图 Front view of a socket	编号 Ref.	定位销 数量 Nb of keys	角度 Angles	系列 Series	针芯类型 Contact type		注 Note
				0W-5W	插头 Plug	插座 Socket	
	<b>G</b>	1		95°	公针芯 Male	母针芯 Female	○
	<b>A</b>	2	$\alpha$	115°	公针芯 Male	母针芯 Female	○
	<b>B</b>	2	$\alpha$	35°	公针芯 Male	母针芯 Female	○
	<b>L</b>	2	$\gamma$	25°	母针芯 Female	公针芯 Male	●

● 常规型号, 首先考虑选择  
First choice alternative

○ 特殊型号, 有特殊需求时选择  
Special order alternative

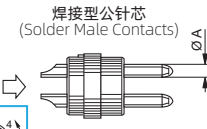
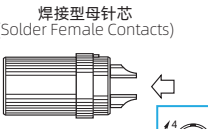
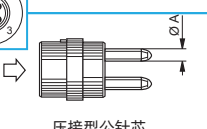
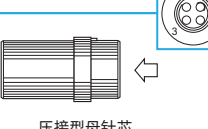
























## 针芯配置(W系列)

### INSERT CONFIGURATION (W SERIES)

#### 多芯 (MULTIPOLE)

	 焊接型公针芯 (Solder Male Contacts)	 焊接型母针芯 (Solder Female Contacts)	 压接型公针芯 (Crimp Male Contacts)	 压接型母针芯 (Crimp Female Contacts)	编号(Reference) 系列(Series)	ØA (mm)	针芯类型 (Contact type)				焊接针芯 (Solder contact)		线规 (AWG)		额定电流(Rated current)(A) <sup>1)</sup>		
							焊接针芯(Solder contact)	压接针芯(Crimp contact)	印制板接直针芯(Print straight)	印制板接弯角针芯(Print elbow)	测试电压(Test voltage) <sup>1)</sup> 针芯-针芯(Contact-contact) (kV rms)	测试电压(Test voltage) <sup>1)</sup> 针芯-外壳(Contact-shell) (kV rms)	焊接(最大值)(Solder(Max.))	压接(Crimp)			
2					302	0W	0.9	●	●	●	●	1.00	1.05	20	32	20	10.0 <sup>2)</sup>
						1W	1.3	●	●	●	●	1.50	1.35	20	26	18	15.0 <sup>3)</sup>
						2W	2.0	●	●	●	●	2.10	1.75	16	18	12	25.0 <sup>3)</sup>
						3W	3.0	●	●	○	-	2.10	1.55	12	14	10	35.0
						5W	6.0	●	-	-	-	3.60	2.95	8	-	-	50.0
3					303	0W	0.9	●	●	●	●	1.20	0.90	20	32	20	8.0 <sup>2)</sup>
						1W	1.3	●	●	●	●	1.30	1.55	20	26	18	12.0
						2W	1.6	●	●	●	●	2.40	1.85	18	22	14	17.0 <sup>3)</sup>
						3W	2.0	●	●	●	○	1.90	1.50	16	18	12	25.0
4					304	0W	0.7	●	●	●	●	0.85	0.70	22	32	22	7.0 <sup>2)</sup>
						1W	0.9	●	●	●	●	1.35	1.45	22	32	20	10.0 <sup>2)</sup>
						2W	1.3	●	●	●	●	1.85	1.85	20	26	18	15.0 <sup>3)</sup>
						3W	2.0	●	●	●	●	1.45	1.25	16	18	12	19.0
						4W	3.0	●	●	○	-	2.10	1.50	12	14	10	30.0
						5W	4.0	●	●	○	-	2.95	2.65	10	12	10	35.0
5					305	0W	0.7	●	●	●	●	1.00	0.70	22	32	22	6.5 <sup>2)</sup>
						1W	0.9	●	●	●	●	1.25	1.15	22	32	20	9.0 <sup>2)</sup>
						2W	1.3	●	●	●	●	1.75	1.60	20	26	18	14.0 <sup>3)</sup>
						3W	1.6	●	●	●	○	1.90	1.25	18	22	14	19.0
6					306	0W	0.5	●	○ <sup>4)</sup>	●	●	0.85	0.65	28	32	28	2.5
						1W	0.7	●	●	●	●	1.05	1.20	22	32	22	7.0 <sup>2)</sup>
						2W	1.3	●	●	●	●	1.35	1.45	20	26	18	12.0
						3W	1.6	●	●	●	○	1.60	1.15	18	22	14	17.0
						4W	2.0	●	●	○	-	2.00	1.75	16	18	12	24.0

- 常规型号, 首先考虑选择  
First choice alternative
- 特殊型号, 有特殊需求时选择  
Special order alternative

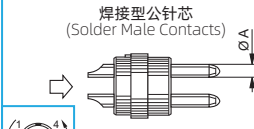
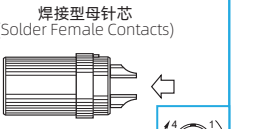
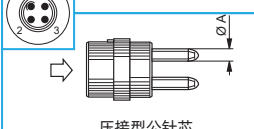
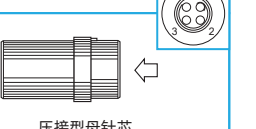






注(Note):

- 1) 见计算方法、注意事项和建议标准。  
See calculation method, caution and suggested standard.
- 2) 插座配印制板接90°弯角针芯时, 额定电流为6A。  
Rated current = 6A for socket with elbow (90°) contact for printed circuit.
- 3) 插座配印制板接90°弯角针芯时, 额定电流为12A。  
Rated current = 12A for socket with elbow (90°) contact for printed circuit.
- 4) 仅适用于配公针芯的连接器。  
Available only for connectors with male contact.



## 针芯配置(W系列) INSERT CONFIGURATION (W SERIES)

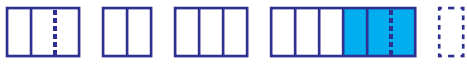
### 多芯 (MULTIPOLE)

	 焊接型公针芯 (Solder Male Contacts)	 焊接型母针芯 (Solder Female Contacts)	 压接型公针芯 (Crimp Male Contacts)	 压接型母针芯 (Crimp Female Contacts)	编号(Reference)	系列(Series)	ØA (mm)	针芯类型 (Contact type)				焊接针芯 (Solder contact)		线规 (AWG)		额定电流(Rated current)(A) <sup>1)</sup>
								焊接针芯(Solder contact)	压接针芯(Crimp contact)	印制板接直针芯(Print straight)	印制板接弯角针芯(Print elbow)	测试电压(Test voltage) <sup>1)</sup> 针芯-针芯(Contact-contact) (kV rms)	测试电压(Test voltage) <sup>1)</sup> 针芯-外壳(Contact-shell) (kV rms)	焊接(最大值)(Solder(Max.))	压接(Crimp)	
7			307	0W	0.5	●	○ <sup>3)</sup>	●	●	0.80	0.70	28	32	28	2.5	
				1W	0.7	●	●	●	●	0.95	1.05	22	32	22	7.0 <sup>2)</sup>	
				2W	1.3	●	●	●	●	1.75	1.60	20	26	18	11.0	
				3W	1.6	●	●	●	○	1.70	1.25	18	22	14	15.0	
				4W	2.0	●	●	○	-	2.00	1.80	16	18	12	20.0	
8			308	1W	0.7	●	●	●	●	0.95	1.15	22	32	22	5.0	
				2W	0.9	●	●	●	●	1.50	1.25	22	32	20	10.0 <sup>2)</sup>	
				3W	1.3	●	●	●	●	1.65	1.15	20	26	18	13.0	
9			309	3W	8x1.3 1x2.0	●	●	●	-	1.35	1.05	20 16	26 18	28 12	6.0 15.0	
				0W	0.5	●	○ <sup>3)</sup>	●	●	0.60	0.50	28	32	28	2.0	

- 常规型号, 首先考虑选择  
First choice alternative
- 特殊型号, 有特殊需求时选择  
Special order alternative

注(Note):

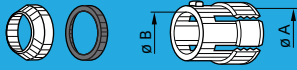
- 1) 见计算方法、注意事项和建议标准。  
See calculation method, caution and suggested standard.
- 2) 插座配印制板接90°弯角针芯时, 额定电流为6A。  
Rated current = 6A for socket with elbow (90°) contact for printed circuit.
- 3) 仅适用于配公针芯的连接器。  
Available only for connectors with male contact.



## 线夹(W系列) COLLETS (W SERIES)

### 适用于W系列的C型和K型线夹 (C AND K TYPE COLLETS FOR W SERIES)

0W, 1W, 2W和3W系列(0W, 1W, 2W and 3W series)



0W

编号 Reference		线夹(Collet)Ø		电缆(Cable)Ø		注 Note
类型 Type	编码 Code	ØA	ØB	最大值 Max.	最小值 Min.	
C	10	1.6	-	1.2	1.0	1)
C	15	1.6	-	1.5	1.3	1)
C	20	2.1	-	2.0	1.6	1)
C	25	3.1	-	2.5	2.1	
C	30	3.1	-	3.0	2.6	
C	35	4.2	4.2	3.5	3.1	
C	40	4.2	4.2	4.0	3.6	
C	45	5.2	5.2	4.5	4.1	
K	50	5.2	5.2	5.0	4.6	
K	55	6.2	6.2	5.5	5.1	
K	60	6.2	6.2	6.0	5.6	
K	65	7.2	6.7	6.5	6.1	
C	30	3.2	-	3.0	2.6	
C	35	4.2	-	3.5	3.1	
C	40	4.2	-	4.0	3.6	
C	45	5.2	-	4.5	4.1	
C	50	5.2	-	5.0	4.6	
C	55	6.2	6.2	5.5	5.1	
C	60	6.2	6.2	6.0	5.6	
C	65	7.2	6.7	6.5	6.1	
K	70	7.2	-	7.0	6.6	
K	75	8.2	8.2	7.5	7.1	
K	80	8.2	8.2	8.0	7.6	
K	85	9.2	8.6	8.5	8.1	
C	30	3.2	-	3.0	2.6	
C	35	4.2	-	3.5	3.1	
C	40	4.2	-	4.0	3.6	
C	45	5.2	-	4.5	4.1	
C	50	5.2	-	5.0	4.6	
C	55	6.2	-	5.5	5.1	
C	60	6.2	-	6.0	5.6	
C	65	7.2	-	6.5	6.1	

1W

2W

2W

编号 Reference		线夹(Collet)Ø		电缆(Cable)Ø		注 Note
类型 Type	编码 Code	ØA	ØB	最大值 Max.	最小值 Min.	
C	70	7.2	-	7.0	6.6	
C	75	8.2	8.2	7.5	7.1	
C	80	8.2	8.2	8.0	7.6	
C	85	9.2	8.6	8.5	8.1	
K	90	9.2	-	9.0	8.6	
K	95	10.2	10.2	9.5	9.1	
K	10	10.2	10.2	10.0	9.6	
K	11	11.0	10.6	10.5	10.1	
C	30	3.2	-	3.0	2.6	
C	35	4.2	-	3.5	3.1	
C	40	4.2	-	4.0	3.6	
C	45	5.2	-	4.5	4.1	
C	50	5.2	-	5.0	4.6	
C	55	6.2	-	5.5	5.1	
C	60	6.2	-	6.0	5.6	
C	65	7.2	-	6.5	6.1	
C	70	7.2	-	7.0	6.6	
C	75	8.2	-	7.5	7.1	
C	80	8.2	-	8.0	7.6	
C	85	9.2	-	8.5	8.1	
C	90	9.2	-	9.0	8.6	
C	95	10.2	10.2	9.5	9.1	
C	10	10.2	10.2	10.0	9.6	
C	11	11.2	10.6	10.5	10.1	
K	11	12.3	-	12.0	10.6	
K	12	13.8	13.8	12.8	12.1	
K	13	13.8	13.8	13.5	12.9	
K	14	15.3	15.3	14.0	13.6	
K	15	15.3	15.3	14.5	14.1	

3W

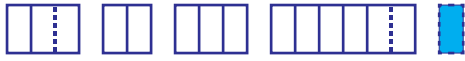
注(Note):

所有尺寸单位为毫米mm

All dimensions are in millimetres.

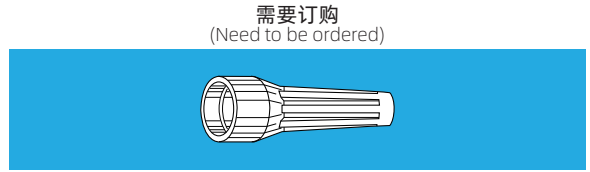
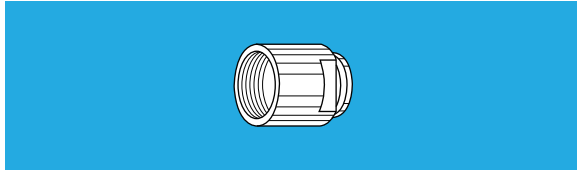
1) 护套的最小内径为 2.5 mm (TPU) / 1.7mm (硅胶)

The inner diameter of the smallest bend relief available is 2.5 mm (in TPU) / 1.7 mm (in silicone)



## 变量(W系列) VARIANT (W SERIES)

### 适用于W系列的护套和适配线夹 (BEND RELIEF FOR W SERIES MODELS WITH COLLET)

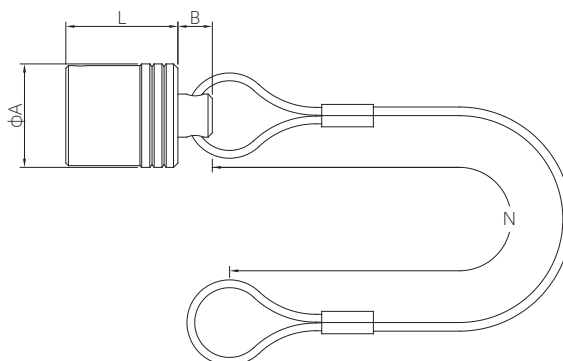


编号 (Ref.)	线夹(Collet)		需另外订购 (Need to be ordered separately)
	类型 (Type)	编码 (Code)	
0W	C	30 to 45	GMA.0B.●●●.●●
	K	50	GMA.1B.●●●.●●
1W	C	30 to 65	GMA.1B.●●●.●●
	K	70 to 85	GMA.2B.●●●.●●
2W	C	30 to 85	GMA.2B.●●●.●●
	K	90 to 10	GMA.3B.●●●.●●

注(Note):  
所有尺寸单位为毫米mm  
All dimensions are in millimetres.

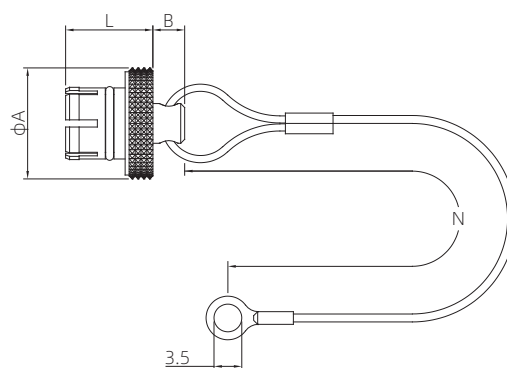
## 防尘盖(B, K, T系列) DUST COVER (B, K, T SERIES)

### B-S系列插头防尘盖(B-S Series Plug caps)



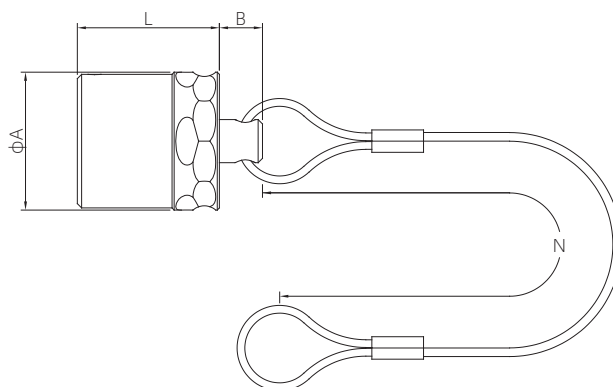
编号(Model)		尺寸(Dimensions)(mm)			
型号(Part number)	系列(Series)	A	L	B	N
BFG.00.100.PCSG	00	7.5	10	4	60
BFG.0B.100.PCSG	0S-0B	9.5	12.2	5	85
BFG.1B.100.PCSG	1S-1B	12	13.8	6	85
BFG.2B.100.PCSG	2S-2B	15	15	6	85
BFG.3B.100.PCSG	3B	18.5	18.5	6	120

### B-S系列插座防尘盖(B-S Series Socket caps)



编号(Model)		尺寸(Dimensions)(mm)			
型号(Part number)	系列(Series)	A	L	B	N
BRE.00.200.NAS	00	8	8.8	4	60
BRE.0S.200.NAS	0S-0B	10	10.5	5	85
BRE.1S.200.NAS	1S-1B	14	12.5	6	85
BRE.2S.200.NAS	2S-2B	18	14	6	85
BRE.3S.200.NAS	3B	22	18	6	120

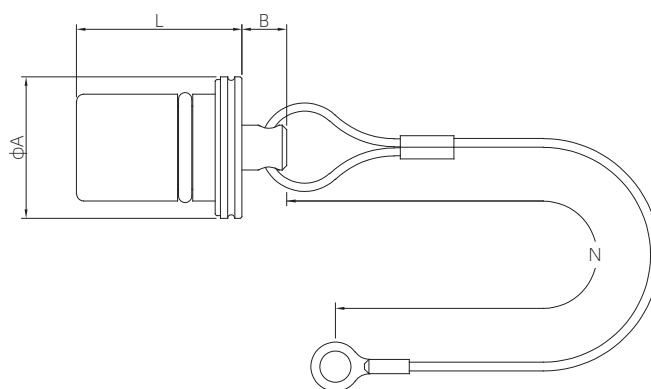
### K系列插头防尘盖(K Series Plug caps)



编号(Model)		尺寸(Dimensions)(mm)			
型号(Part number)	系列(Series)	A	L	B	N
BFG.0K.100.NAS	0K	14	12.5	6	85
BFG.1K.100.NAS	1K	16	15.5	6	85
BFG.2K.100.NAS	2K	19.5	17.5	6	85
BFG.3K.100.NAS	3K	23	22	6	120

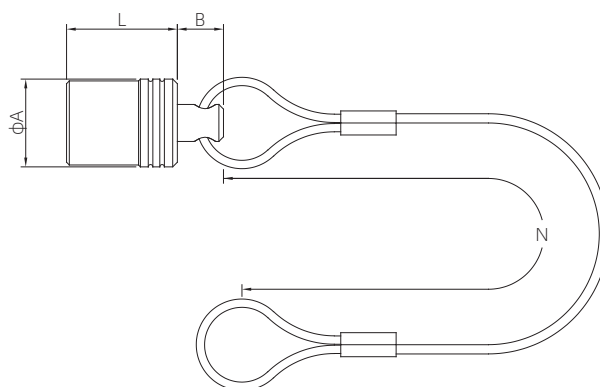
## 防尘盖(B, K, T系列) DUST COVER (B, K, T SERIES)

### K系列插座防尘盖(K Series Socket caps)



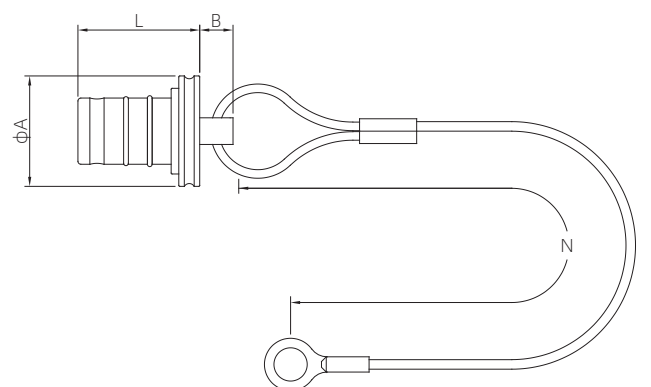
编号(Model)		尺寸(Dimensions)(mm)			
型号(Part number)	系列(Series)	A	L	B	N
BRE.0K.200.NAS	0K	15	15	6	85
BRE.1K.200.NAS	1K	17	20	6	85
BRE.2K.200.NAS	2K	20.5	24	6	85
BRE.3K.200.NAS	3K	24	28	6	120

### F系列插头防尘盖(F Series Plug caps)



编号(Model)		尺寸(Dimensions)(mm)			
型号(Part number)	系列(Series)	A	L	B	N
BFG.0F100.NAS	0F	9.8	12.5	4	85
BFG.1F100.NAS	1F	12	13.5	4	85
BFG.AF100.NAS	AF	14	12.5	4	85
BFG.2F100.NAS	2F	16	15	4	120

### F系列插座防尘盖(F Series Socket caps)

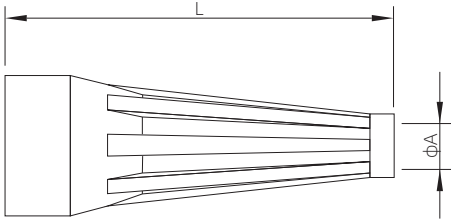


编号(Model)		尺寸(Dimensions)(mm)			
型号(Part number)	系列(Series)	A	L	B	N
BRE.0F.200.NAS	0F	10	12.8	4	85
BRE.1F.200.NAS	1F	14	13.7	3.5	85
BRE.AF.200.NAS	AF	14	13.7	3.5	85
BRE.2F.200.NAS	2F	18	14	5	120



## 尾盖护套(B, K, T系列)

BEND RELIEF (B, K, T SERIES)



### 主要特点(Main characteristics):

材料: TPU (热塑性聚氨酯弹性体)

工作温度: -60°C ~ +200°C

Material: TPU (Thermoplastic Polyurethane)

Temperature range: -60°C ~ +200°C

编号 (No.)	A	B	G	J	M	N	R	S	V
颜色 (Color)	蓝色 (Blue)	白色 (White)	灰色 (Grey)	黄色 (Yellow)	棕色 (Brown)	黑色 (Black)	红色 (Red)	橙色 (Orange)	绿色 (Green)

尺寸系列 (Series)	适配电缆外径 (Cable $\phi$ )		尺寸(mm) (Dimensions)		编号 (No.)	
	min	max	A	L		
00	2.8	3.1	2.8	22	RM-GMA-0B-028-DG	
0B	3	3.4	2.5	24	RM-GMA-0B-025-DG	
	2.5	3	3	24	RM-GMA-0B-030-DG	
	0S	3	3.5	3.5	24	RM-GMA-0B-035-DG
	0K	3.5	4	4	24	RM-GMA-0B-040-DG
	0F	4	4.5	4.5	24	RM-GMA-0B-045-DG
		4.5	5.5	5.5	27	RM-GMA-0B-055-DG
1B	4	4.4	4	30	RM-GMA-1B-040-DG	
1S	4.5	4.9	4.5	30	RM-GMA-1B-045-DG	
1K	5.4	6	5.4	30	RM-GMA-1B-054-DG	
1F	6.5	7	6.5	30	RM-GMA-1B-065-DG	
2B	5	5.5	5	36	RM-GMA-2B-050-DG	
	6	6.5	6	36	RM-GMA-2B-060-DG	
	2K	7	7.7	7	36	RM-GMA-2B-070-DG
		7.8	8.8	7.8	36	RM-GMA-2B-080-DG
3B	4.5	5.2	4.5	42	RM-GMA-3B-050-DG	
	6	6.9	6	42	RM-GMA-3B-060-DG	
	3S	7	7.9	7	42	RM-GMA-3B-070-DG
	3K	8	8.9	8	42	RM-GMA-3B-080-DG
		9	10	9	42	RM-GMA-3B-090-DG

CAZN 正成  
工业连接技术专家



欧标连接器  
M SERIE CONNECTOR

CAZN 正成  
工业连接技术专家



塑胶防水连接器  
PLASTIC WATERPROOF CONNECTOR

CAZN 正成  
工业连接技术专家



推拉自锁系列  
PUSH-PULL SELF-LOCKING SERIES

CAZN 正成  
工业连接技术专家



重载连接器  
HWAVY DUTY CONNECTORS

CAZN 正成  
工业连接技术专家



美标连接器  
AMERICAN STANDARD CONNECTOR

CAZN 正成  
工业连接技术专家



射频连接产品目录  
RF CONNECTION PRODUCT CATALOG

## 面向全球客户和合作伙伴

正成电气是立足中国面向全球的连接器品牌。本公司为电气工程、电子和自动化领域提供以未来为导向的连接解决方案。我们在全国多个地区拥有大量优秀的员工，能够为客户提供最及时有效的服务。

我们以“至高品质，至诚服务”的理念，为客户提供适用于不同行业和应用的产品和解决方案，如新能源、基础设施、过程和工厂自动化等领域。



### 深圳市正成电气有限公司

地址：深圳市龙华区大浪街道华霆路381号龙达工业园C栋5楼

惠州市仲恺高新区沥林中集智谷产业园31栋

电话：0755 - 2900 5959

传真：0755 - 2900 5530

邮箱：sales@caznlink.com

如需全面了解所有产品的详情，请访问公司网站：<http://www.caznlink.com>

