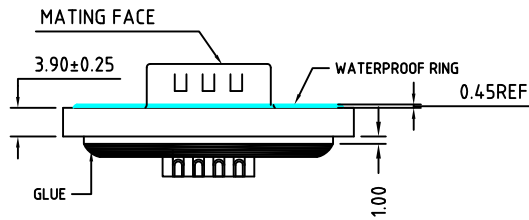
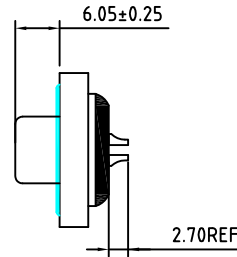
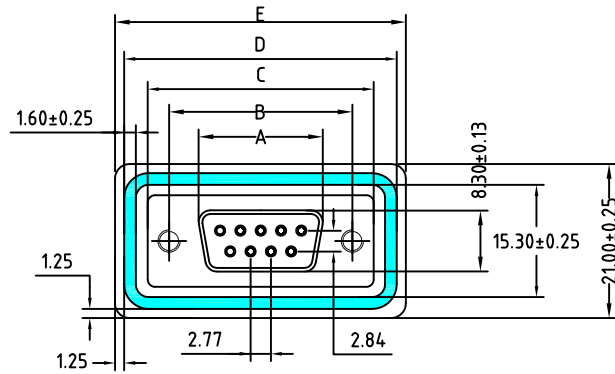


ROHS COMPLIANT

REV.	DESCRIPTION	DATE	ECN NO.
01	NEW DESIGN	2018/12/06	-



ORDERING INFORMATION:

DB 3 F XX 1 1 1 X P G X 1 A 0 0 0
 (1) (2) (3) (4) (5) (6) (7) (8) (9) (10) (11) (12) (13) (14) (15) (16)

- SERIES NO.
DB-D-SUB CONNECTOR,SOLDER TYPE
- CONTACT TYPE.
3-MAINCHE PIN+WATERPROOF
- CONNECTOR TYPE.
F:FEMALE
- NUMBER OF POSITIONS.
XX:OPTIONAL(SEE TABLE BELOW)
- CONNECTOR CONSTRUCTION.
1:GENERAL TYPE
- SUFFIX NO.
1:GENERAL TYPE
- BOTTOM SIDE.
1:GENERAL TYPE
- HOUSING COLOR.
X:BLACK OR WHITE(OPTIONAL)

- HOUSING MATERIAL.
P:PBT+30% GLASS FILLED
- TERMINAL PLATING.
G:FULL GOLD
- THICKNESS OF TERMINAL PLATING.
X:1U~30U(OPTIONAL)
- SHELL PLATING.
1:FRONT-NICKEL PLATING;BACK-TIN PLATING,SALT-FOG:24H(OPTIONAL)
- LOCKING.
A:NONE
- SCREW.
0:NONE
- CRIMP STYLE FOR ACCESSORIES
0:THROUGH-HOLE
- OTHER.
0:NONE

REMARKS:

MATERIALS AND FINISH

SHELL : STEEL MATERIAL, FRONT SHEEL NICKEL FINISHED
 NICKEL FINISHED,BACK SHEEL TIN FINISHED
 INSULATOR : PBT THERMOPLASTIC, 30% GLASS
 FILLED, UL 94V-0 RATED
 CONTACT MATERIAL : BRASS
 CONTACT FINISH : FULL GOLD FLASH

ELECTRICAL CHARACTERISTICS

CONTACT CURRENT RATING : 5.0 AMPS
 CONTACT RESISTANCE : 30 MILLIOHMS MAX.
 DIELECTRIC WITHSTANDING VOLTAGE : 1000 V AC MIN.
 INSULATION RESISTANCE : 5000 MEGAOHMS MIN.
 TEMPERATURE RATING : -55°C ~ +105°C

No. of Contact	A ±0.25 ±.010	B ±0.13 ±.005	C ±0.38 ±.015	D ±0.25 ±.010	E ±0.25 ±.010
09	16.30	25.00	30.80	37.10	39.60
15	24.80	33.30	39.20	45.50	48.00
25	38.30	47.04	53.04	59.10	61.60
37	54.80	63.50	69.40	75.50	78.00

DRAWN:	JEFF.ZHOU	2018.12.06
CHECKED:	KEVIN.JING	2018.12.06
APPROVED:	JINGUO.YANG	2018.12.06
	Sheet 1 of 1	Code 000
Dimensions in mm(inches)		Scale 1:1
TOLERANCE UNLESS SPECIFIED: .XX ± 0.13		Angles:±2°



TITLE:
D-SUB WATERPROOF Solder Type Straight

REV. 01 Part No: DB3FXX111XPGX1A000